



ARKANSAS STATE ATHLETICS MEDIA RELATIONS


MAIN PHONE NUMBER: 870-972-2541 FAX: 870-972-3367
MAILING ADDRESS: P.O. Box 1000, State University, AR 72467
OVERNIGHT ADDRESS: 217 Olympic Dr., Jonesboro, AR 72401
Assistant AD/Sports Information Director: Jerry Scott
jscott@astate.edu | 870-972-3405 (office) | 870-243-6021 (cell)

2011 & 2012 SUN BELT CONFERENCE CHAMPIONS 2012 & 2013 GoDaddy.com Bowl | 2005 New Orleans Bowl



GAME 8: Arkansas State Red Wolves (3-4, 1-1) at South Alabama Jaguars (3-4, 1-2)

Nov. 2, 2013 | Ladd-Peebles Stadium
Mobile, Ala. | 6:30 p.m.
Radio: EAB Red Wolves Sports Radio Network (107.9 FM, flagship)
Television: ESPN3
Live Stats: AStateRedWolves.com



ARKANSAS STATE QUICK FACTS

Location: Jonesboro, Ark. (67,263) | Enrollment: 13,538
Nickname: Red Wolves | Colors: Scarlet and Black
Stadium: Liberty Bank Stadium (30,406) | Playing Surface: GEO Surfaces Field Turf | Conference: Sun Belt
Head Coach: Bryan Harsin (Boise State, 2000)
School Record: 3-4 (1st year) | Overall Record: Same
Assistant Coaches:

Asst. HC/Tight Ends/Special Teams Coord. . . . Kent Riddle
Oregon State, 1992 (1st year at Arkansas State)
Co-offensive Coord./Running Backs Elijah Drinkwitz
Arkansas Tech, 2004 (2nd year at Arkansas State)
Co-offensive Coord./Quarterbacks Bush Hamdan
Boise State, 2008 (1st year at Arkansas State)
Defensive Coordinator/Linebackers John Thompson
Central Arkansas, 1978 (2nd year at Arkansas State)
Cornerbacks/Recruiting Coordinator Julius Brown
Boise State, 2006 (1st year at Arkansas State)
Safeties Blake Baker
Tulane, 2008 (1st year at Arkansas State)
Offensive Line Brad Bedell
Colorado, 2009 (1st year at Arkansas State)
Defensive Line Steve Caldwell
Arkansas State, 1977 (6th year at A-State; 2012, 1985-89)
Wide Receivers Anthony Tucker
Fresno State, 1999 (1st year at Arkansas State)

2013 ARKANSAS STATE SCHEDULE/RESULTS

AUG. 31	ARKANSAS-PINE BLUFF (ESPN3)	W, 62-11
Sept. 7	at Auburn (Fox Sports Net)	L, 9-38
SEPT. 12	TROY* (ESPN)	W, 41-34
Sept. 21	at Memphis (ESPN3)	L, 7-31
Sept. 28	at Missouri (CSS)	L, 19-41
OCT. 12	IDAHO^ (ESPN3)	W, 48-24
OCT. 22	LOUISIANA* (ESPN2)	L, 7-23
Nov. 2	at South Alabama* (ESPN3)	6:30 p.m.
Nov. 9	at Louisiana-Monroe* (ESPN3)	6 p.m.
NOV. 16	TEXAS STATE* (Sun Belt Network)	6:30 p.m.
NOV. 23	GEORGIA STATE*	2 p.m.
Nov. 30	at Western Kentucky*	3 p.m.

*SBC game ^Homecoming All Times Central

2013 SOUTH ALABAMA SCHEDULE/RESULTS

AUG. 29	SOUTHERN UTAH	L, 21-22
Sept. 7	at Tulane	W, 41-39
SEPT. 14	WESTERN KENTUCKY*	W, 31-24
Sept. 28	at Tennessee	L, 24-31
Oct. 5	at Troy*	L, 33-34
OCT. 19	KENT STATE	W, 38-21
Oct. 26	at Texas State*	L, 31-33
NOV. 2	ARKANSAS STATE*	6:30 p.m.
Nov. 16	at Navy	2:30 p.m.
NOV. 23	LOUISIANA-MONROE*	6 p.m.
Nov. 30	at Georgia State*	1 p.m.
DEC. 7	LOUISIANA-LAFAYETTE*	TBA

*SBC game All Times Central

EAB RED WOLVES SPORTS RADIO NETWORK

Matt Stolz (play-by-play), Bill Keedy (analyst),
Corey Leonard (sideline)

ESPN3

Drew Fellios (play-by-play), Forest Conoly (analyst)

ON TAP: Arkansas State begins a two-game road swing Saturday when it travels to Mobile to play South Alabama in the second of six consecutive Sun Belt Conference outings to close out the regular season. The game is scheduled for a 6:30 p.m. kickoff and will be televised by ESPN3.com. Every A-State game can be heard live on 107.9 FM in the Jonesboro area as part of the EAB Red Wolves Sports Radio Network, and the live radio broadcast can be accessed through the A-State athletics Web site (AStateRedWolves.com).

THE PRINCIPALS: The Red Wolves and Jaguars are both looking to get back to a .500 record after coming

BY THE NUMBERS . . .

- 1 of just 16 FBS programs to win at least 20 games over the last two years (2011 & 2012).
- 1 receiving touchdown needed by **Allen Muse** to tie the 9th most (9) in school history.
- 1 rushing touchdown needed by **David Oku** to tie the seventh most (22) in school history.
- 3 ASU was picked to finish 3rd in the preseason Sun Belt Coaches Poll with 45 pts. and 2 first-place votes.
- 3 A-State players (**Davis, Hayes, McKissic**) ranked 1st in the Sun Belt in at least 1 statistical category.
- 4 scoring drives put together by A-State on its first possession this season.
- 5 of the last eight seasons have seen A-State achieve bowl eligibility.
- 5 players named to one of college football's major award watch lists.
- 5 points needed by **Brian Davis** to break the school record for points by kicking in a career (288).
- 6 consecutive wins in the month of November dating back to the 2011 season.
- 7 turnovers lost by A-State is tied for the sixth fewest in the nation.
- 7 preseason All-Sun Belt Conference selections, the most in the league.
- 8 consecutive winning seasons at Liberty Bank Stadium.
- 8 game Sun Belt Conference road winning streak held by A-State.
- 9 players (**Albright, Campbell, Carrethers, Haunga, Kennedy, McCants, Muse, Oliver, Williams**) already with their degree.
- 9 passes defended by **Rocky Hayes** ties the most by an ASU player for all of last season.
- 9.6 tackles per game by **Qushaun Lee** puts him on pace to break 100 for the second consecutive season.
- 10 win seasons in 2011 & 2012, making ASU the first team in SBC history w/ back-to-back 10-win campaigns.
- 10 A-State players named to Phil Steele's midseason All-Sun Belt Conference Team.
- 10 Sun Belt Conference Team Academic Awards over the last 11 years.
- 11 consecutive field goals made by **Brian Davis** for the second longest streak in school history.
- 12 consecutive victories by A-State when scoring at least 30 points.
- 12 points needed by **Brian Davis** to break the Sun Belt record for points by kicking in a career (295).
- 13 votes in the final 2012 USA Today Coaches Top 25 poll, ranking A-State No. 32 in the nation.
- 13 A-State players named to at least one preseason All-Sun Belt Conference team.
- 13 statistical categories in which A-State ranks among the top 50 teams in the nation after six games.
- 15 players named to the most recent Sun Belt Conference Commissioner's List (3.5 GPA or higher).
- 16 Sun Belt Conference victories over its last 18 league games.
- 16 players on the A-State roster from the state of Alabama, the most outside of Arkansas.
- 17 receptions by **Darion Griswold** are the most by an A-State tight end since Trevor Gillott (24) in 2009.
- 22 A-State wins over its last 31 regular-season games dating back to 2011.
- 23 All-Sun Belt Conference selections over the last two years combined.
- 27 players named to the most recent Sun Belt Conference Academic Honor Roll (3.0 GPA or higher).
- 28 votes in the final 2012 Associated Press Top 25 poll, ranking A-State No. 32 in the nation.
- 28.4 yards per kickoff return by ASU is ranked 4th in the nation, and 18.5 ypr KO coverage is ranked 19th.
- 30 or more points scored by A-State in 21 of its last 30 games.
- 35 of **J.D. McKissic's** 41 receptions have come over the last five games (7.0 per game).
- 42 receiving yards needed by **Julian Jones** to break 1,000 for his career.
- 47.2 third-down conversion percentage by A-State is ranked 31st in the nation.
- 54 tackles by **Ryan Carrethers** are the most in the nation by a defensive lineman.
- 67 percent completions by **Adam Kennedy** is ranked 16th in the nation.
- 300 yards or more of total offense recorded by ASU in 40 of its last 45 games.
- 300+ passing yards by **Adam Kennedy**, including a career-high 375 vs Idaho, in two of last three games.
- 400 or more yards total offense by A-State in five of its first seven games.
- 436.6 yards of total offense per game ranks as the 49th highest average in the nation.
- 26.7 million-dollar football facility project in Liberty Bank Stadium's north end zone announced.

2013 SUN BELT STANDINGS

Team	Conference			Overall		
	W	L	Pct.	W	L	Pct.
Louisiana-Lafayette	3	0	1.000	5	2	.714
Troy	3	1	.750	5	3	.625
Louisiana-Monroe	2	1	.667	4	4	.500
Texas State	2	2	.500	5	3	.625
Arkansas State	1	1	.500	3	4	.428
South Alabama	1	2	.333	3	4	.428
Western Kentucky	1	3	.250	4	4	.500
Georgia State	0	3	.000	0	8	.000

2013 PRESEASON ALL-SBC TEAM

OFFENSE

Kolton Browning (Louisiana-Monroe, Sr., QB)
David Oku (Arkansas State, Sr., RB)

Javone Lawson (Louisiana-Lafayette, Sr., WR)
 Antonio Andrews (Western Kentucky, Sr., RB)

J.D. McKissic (Arkansas State, So., WR)

Je'Ron Hamm (Louisiana-Monroe, Sr., WR)

Eric Thomas (Troy, Sr., WR)

Wes Saxton (South Alabama, Jr., TE)

Bryce Giddens (Arkansas State, So., OL)

Andre Huval (Louisiana-Lafayette, Sr., OL)

Josh Allen (Louisiana-Monroe, Sr., OL)

Terrence Jones (Troy, Jr., OL)

Sean Conway (Western Kentucky, Sr., OL)

DEFENSE

Ryan Carrethers (Arkansas State, Sr., DL)

Christian Ringo (Louisiana-Lafayette, Jr., DL)

Kentarius Caldwell (Louisiana-Monroe, Sr., DL)

Alex Page (South Alabama, Sr., DL)

Qushaun Lee (Arkansas State, Jr., LB)

Justin Anderson (Louisiana-Lafayette, Sr., LB)

Andrew Jackson (Western Kentucky, Jr., LB)

Sterling Young (Arkansas State, Jr., DB)

Isaiah Newsome (Louisiana-Monroe, Sr., DB)

Tyrell Pearson (South Alabama, Sr., DB)

Jonathan Dowling (Western Kentucky, Sr., DB)

SPECIAL TEAMS

Brian Davis (Arkansas State, Sr., K)

Will Scott (Troy, Sr., P)

Antonio Andrews (Western Kentucky, Sr., RS)

PRESEASON OFFENSIVE PLAYER OF THE YEAR

Kolton Browning (Louisiana-Monroe, Sr., QB)

PRESEASON DEFENSIVE PLAYER OF THE YEAR

Andrew Jackson (Western Kentucky, Jr., LB)

2013 PRESEASON SUN BELT COACHES POLL

SCHOOL -- POINTS (1st place votes)

T1. Louisiana-Lafayette -- 57 (4)

T1. Louisiana-Monroe -- 57 (2)

3. Arkansas State -- 45 (2)

4. Western Kentucky -- 44 (1)

5. Troy -- 35

6. Texas State -- 23

7. South Alabama -- 19

8. Georgia State -- 8

off Sun Belt Conference setbacks last week. A-State dropped a 23-7 home decision to preseason Sun Belt Conference co-favorite Louisiana-Lafayette, while South Alabama lost 33-31 at Texas State as both teams saw their records fall to 3-4 on the year. The Red Wolves are currently in fifth place in the Sun Belt standings with a 1-1 record, and the Jaguars stand sixth with a 1-2 mark.

QUICK GLANCE: Statistically, Arkansas State and South Alabama match up very evenly with no more than a 28-yard average separating them in total offense and total defense. The Jaguars are averaging almost four more points per game, but the Red Wolves have a lower scoring defense at 28.9 to 29.1.

HEAD COACH BRYAN HARSIN: **Bryan Harsin** was named the Red Wolves' 29th head football coach on Dec. 12, 2012. Harsin is a 13-year coaching veteran at the NCAA FBS level who has coached in 10 bowl games as either an assistant or offensive coordinator. Harsin, a finalist for the 2009 Broyles Award recognizing the top assistant coach in the country, has been associated with two nationally-prominent programs during his rise to A-State's head coach. Working closely with Chris Petersen at Boise State and Mack Brown at Texas, two of the most well-respected coaches in the country, Harsin spent the last seven seasons as an offensive coordinator with the Broncos and Longhorns.

HIGH MARKS: Arkansas State head football coach **Bryan Harsin** was ranked as the sixth best hire in the nation among 26 new coaches at the time, according to CBSSports.com. The article written by Dennis Dodd said the following when referring to A-State's 29th head coach: "We're talking a Sun Belt program that has changed its AD (once) and coaches (twice) over the last two years. Somehow the Red Wolves went from national championship game offensive coordinator (Malzahn) to Fiesta Bowl-winning offensive coordinator with a stop in Texas (Bryan Harsin). Not too shabby."

STARTING STRONG: With the Red Wolves victory over UAPB, **Bryan Harsin** became the Red Wolves first head coach to win his inaugural game at the school since Larry Lacewell in 1979. ASU's previous seven head coaches all suffered setbacks in their first game, including Al Kincaid, Ray Perkins, John Bobo, Joe Hollis, Steve Roberts, Hugh Freeze and Gus Malzahn.

YOUNGEST FBS HEAD COACHES: At 36 years of age, Arkansas State head coach Bryan Harsin is the fourth youngest head coach in the nation. Western Michigan's P.J. Fleck is the youngest at 32 years old with a Nov. 29, 1980 date of birth.

Coach	Age (DOB)
P.J. Fleck, Western Michigan	32 (11-29-80)
Matt Campbell, Toledo	33 (11-29-79)
Kliff Kingsbury, Texas Tech	34 (8-9-79)
Bryan Harsin, Arkansas State	36 (11-1-76)
Willie Taggart, USF	37 (8-27-76)
Justin Fuente, Memphis	37 (7-30-76)
Matt Rhule, Temple	38 (1-31-75)
Pat Fitzgerald, Northwestern	38 (12-2-74)
Garrick McGee, UAB	40 (4-6-73)
Matt Wells, Utah State	40 (8-10-73)

THE ARKANSAS STATE - SOUTH ALABAMA SERIES: Arkansas State and South Alabama are meeting for the first time in Mobile and just the second time ever. The Red Wolves hold a 1-0 record against the Jaguars

HEAD-to-HEAD



Arkansas State	South Alabama
3-4, 1-1.....Record.....	3-4, 1-2
27.6.....Points Avg. ▶.....	31.3
436.6.....Total Off. Avg. ▶.....	446.6
190.7.....◀ Rushing Avg.	165.6
245.9.....Passing Avg. ▶.....	281.0
47%.....◀ 3rd-Down Pct.	40%
0%.....4th-Down Pct. ▶.....	31%
28:19.....TOP/Game ▶.....	29:04
28.9.....◀ Scoring Defense	29.1
444.4.....Total Defense ▶.....	416.0
204.3.....Rush Defense ▶.....	173.1
245.9.....Pass Defense ▶.....	242.9
14-102.....Sacks by-Yards ▶.....	18-142
+3.....◀ Turnover Margin	+0
28.4.....◀ Kick Return Avg.	23.6
7.4.....◀ Punt Return Avg.	6.4
42.0.....◀ Avg. Per Punt.....	41.2
58.9.....Penalty Yards Avg. ▶.....	50.4

after pulling out a 36-29 victory last season at Liberty Bank Stadium.

ALABAMA RED WOLVES: Arkansas State has 16 players on its roster from the state of Alabama, the most among any state outside of Arkansas. The next closest is Texas with 13 players from the Lone Star state. Players on A-State's roster from the state of Alabama includes **Irving Adams** (Florence), **LaAngelo Albright** (Prattville), **Dexter Blackmon** (Selma), **Amos Draper** (Tanner), **Jamaris Hart** (Florence), **Rocky Hayes** (Heflin), **Chris Humes** (Hoover), **Carl Lee Jr.** (Mobile), **Qushaun Lee** (Prattville), **Carlos McCants** (Mobile), **J.D. McKissic** (Phenix City), **Dijon Paschal** (Tallassee), **Steven Stevens** (Bay Minette), **Chris Stone** (Daleville), **Xavier Woodson** (Eufaula) and **Sterling Young** (Hoover).

FAMILIAR TURF: While Arkansas State has never played South Alabama in Mobile, it will be on familiar turf when it faces the Jaguars. The Red Wolves have played in each of the last two GoDaddy Bowl games at Ladd-Peebles Stadium, South Alabama's home stadium. A-State claimed a 17-13 win over then-ranked No. 25 Kent State in last year's bowl game, one year after suffering a 38-20 setback to Northern Illinois.

A-STATE vs. THE SUN BELT: Although A-State had an eight-game Sun Belt Conference winning streak snapped last time out, it has won 16 of its last 18 league games to run its all-time record in the conference to 50-38. The Red Wolves hold their most all-time victories against Louisiana-Monroe with 21. With the exception of Texas State and Georgia State, which are in their first season as a member of the league, the Red Wolves have defeated every team in the SBC since the football league was formed in 2001. Along with Louisiana-Monroe and Louisiana-Lafayette, A-State is one of three teams that have been a part of the conference since 2001.

99th SEASON UNDER WAY: Arkansas State kicked off its 99th season of football Aug. 31, 2013, vs. UAPB. A-State now holds a 429-461-37 record since its inaugural 1911 season and has played in nine bowl

ARKANSAS STATE TEAM RECORD

Overall429-461-37
 Liberty Bank Stadium123-72-1
 Since Div. I-A (1992)88-152-1

Team Streaks

Wins0
 Liberty Bank Stadium Wins0
 Away Wins0
 Sun Belt Wins0
 Losses1
 Home Losses1
 Away Losses3
 Non-conference Losses0
 Wins When:
 allowing 10 points or less31
 allowing 17 points or less10
 scoring 20 points or more12
 scoring 30 points or more12
 rushing for 200+ yards8
 passing for 300+ yards1
 400+ yards of total offense1
 leading at the half10
 tied at the half1
 trailing at the half0
 scoring first1

2013 A-State Record When:

at home3-1
 on the road0-3
 leading at the half2-0
 tied at the half0-0
 trailing at the half1-4
 leading after 3 quarters3-0
 tied after 3 quarters0-0
 trailing after 3 quarters0-4
 overtime0-0
 Scores
 17+ points3-1
 the opponents scores
 17+ points2-4
 more offensive yards2-0
 fewer offensive yards1-4
 more penalty yards2-3
 same penalty yards0-0
 fewer penalty yards1-1
 gains 300+ offensive yards3-2
 allows 300+ offensive yards1-0
 rushes for 150+ yards3-1
 rushes for 200+ yards2-0
 passes for 200+ yards2-2
 Wins turnovers1-0
 Ties turnovers1-4
 Loses turnovers1-0
 More total yardage2-0
 Less total yardage1-4
 Wins time of possession1-2
 Ties time of possession0-0
 Loses time of possession2-2

games. ASU did not field a football team from 1942-44 due to World War II. Arkansas State also didn't have a team in 1918 as World War I was ending.

RED WOLVES NOVEMBER: Arkansas State is undefeated in November since the 2011 season with a 6-0 record over that span. All six victories were against Sun Belt Conference opponents, including four that came by a double-figure margin.

AN A-STATE VICTORY WOULD . . . Extend its road winning streak against Sun Belt Conference opponents to nine games . . . Give it a .500 record for the fourth time this year . . . Make it 2-1 in Sun Belt Conference play for the second straight year . . . Improve its road record against Sun Belt Conference opponents to 9-0 since 2011 . . . Improve its all-time record against the Jaguars to 2-0.

THIRD DOWN EFFICIENCY: Arkansas State has been one of the most successful teams in the nation this season converting third downs, ranking 31st in the nation and second in the Sun Belt Conference with a .472 percentage. The Red Wolves have converted at least half their third down attempts in three games and over 41 percent in all but one.

STARTING STRONG: Arkansas State has put together a scoring drive on its first possession in four of its seven games, and scored on at least one of its first two possessions six times. The Red Wolves scored opening-drive touchdowns against UAPB and Idaho and field goals against Auburn and Missouri. A-State also scored a touchdown on its second drive versus both Memphis and Troy. The Red Wolves have 64 points in the first quarter, their most of all quarters.

HITTING TWO-HUNDRED: Arkansas State has rushed for at least 200 yards in two games this season and in six of its last 12 regular-season games dating back to 2011. The Red Wolves have won eight consecutive games when rushing for 200 yards or more, a streak that also dates back to 2011.

300-PLUS: Dating back to the 2010 season, Arkansas State has posted at least 300 yards of total offense 40 of its last 45 games. The Red Wolves have posted at least 400 yards total offense in all but two games this season and is ranked 49th in the nation (436.6 ypg).

LIGHTING UP THE SCOREBOARD: Including a 62-

Quickie Statistics (Final)
South Alabama vs Arkansas State (Oct 13, 2012 at Jonesboro, Arkansas)

	USA					ASU				
Score	29					36				
FIRST DOWNS	24					23				
RUSHES-YARDS (NET)	50-132					37-113				
PASSING YDS (NET)	241					203				
Passes Att-Comp-Int	38-24-1					22-17-0				
TOTAL OFFENSE PLAYS-YARDS	88-373					59-316				
Fumble Returns-Yards	0-0					0-0				
Punt Returns-Yards	1-14					1-19				
Kickoff Returns-Yards	2-61					4-97				
Interception Returns-Yards	0-0					1-38				
Punts (Number-Avg)	1-29.0					3-13.7				
Fumbles-Lost	1-0					4-3				
Penalties-Yards	13-81					2-20				
Possession Time	35:39					24:21				
Third-Down Conversions	9 of 20					6 of 9				
Fourth-Down Conversions	4 of 6					0 of 0				
Red-Zone Scores-Chances	5-6					5-6				

South Alabama

Rushing	No.	Gain	Loss	Net	TD	Lg	Avg
Timmons, Trnrce	13	56	13	43	0	11	3.3
Houston, Kndall	18	38	2	36	0	7	2.0
Metheny, Ross	9	36	14	22	0	11	2.4
Fetner, Trey	3	17	0	17	0	7	5.7

Passing	C-A-I	Yds	TD	Long	Sack
Metheny, Ross	24-38-1	241	3	39	1

Receiving	No.	Yards	TD	Long
Besteda, Corey	5	45	0	23
Hollinger, Greg	5	30	1	12
Glover, T.J.	3	47	0	39
Jones, Jereme	3	44	1	19

Punting	No.	Yds	Avg	Long	In20	TB
Garber, Scott	1	29	29.0	29	0	0

Punt Returns	No.	Yards	TD	Long
Harris, Maleki	1	14	0	0

Kick Returns	No.	Yards	TD	Long
Glover, T.J.	1	37	0	37
Jones, Jereme	1	24	0	24

Tackles	UA-A	Total	Sacks	TFL
Williams, Enrqe	5-7	8.5	0.0	0.5
Morrow, Darrius	5-4	7.0	0.0	0.0
Johnson, Jake	2-7	5.5	0.0	1.0

Qtr	Time	Scoring Play	V-H
1st	11:04	USA - Houston, Kndall 4 yd pass from Metheny, Ross (Chapuseaux, M. kick), 9-75 3:56	7 - 0
	07:52	USA - Chapuseaux, M. 26 yd field goal, 7-16 2:58	10 - 0
	05:25	ASU - Aplin, Ryan 2 yd run (Davis, Brian kick), 8-73 2:21	10 - 7
	01:11	ASU - Oku, David 2 yd run (Davis, Brian kick), 7-35 2:26	10 - 14
2nd	08:33	USA - Chapuseaux, M. 39 yd field goal, 7-18 2:22	13 - 14
3rd	12:50	ASU - McKissic, J.D. 10 yd pass from Aplin, Ryan (Davis, Brian kick), 5-73 2:03	13 - 21
	06:50	USA - Jones, Jereme 13 yd pass from Metheny, Ross (Metheny, Ross pass failed), 14-75 6:00	19 - 21
	04:42	ASU - Jarboe, Josh 15 yd pass from Aplin, Ryan (Davis, Brian kick), 6-68 2:02	19 - 28
4th	14:55	USA - Chapuseaux, M. 42 yd field goal, 12-50 4:47	22 - 28
	11:55	ASU - Stockemer, T. 9 yd pass from Aplin, Ryan (Oku, David rush), 9-65 3:00	22 - 36
	00:17	USA - Hollinger, Greg 12 yd pass from Metheny, Ross (Chapuseaux, M. kick), 6-29 0:49	29 - 36

Arkansas State

Rushing	No.	Gain	Loss	Net	TD	Lg	Avg
Oku, David	22	96	12	84	1	32	3.8
Jackson, F.	5	30	0	30	0	11	6.0
Aplin, Ryan	8	19	18	1	1	7	0.1
Hayes, Rocky	1	0	0	0	0	0	0.0

Passing	C-A-I	Yds	TD	Long	Sack
Aplin, Ryan	17-22-0	203	3	39	2

Receiving	No.	Yards	TD	Long
McKissic, J.D.	7	41	1	17
Stockemer, T.	4	65	1	27
Jarboe, Josh	3	34	1	15
Jackson, F.	1	39	0	39

Punting	No.	Yds	Avg	Long	In20	TB
Sullivent, N.	2	41	20.5	28	0	0
TEAM	1	0	0.0	0	0	0

Punt Returns	No.	Yards	TD	Long
Hayes, Rocky	1	19	0	19

Kick Returns	No.	Yards	TD	Long
Jackson, F.	3	67	0	27
Hayes, Rocky	1	30	0	30

Tackles	UA-A	Total	Sacks	TFL
Herrold, Nathan	3-14	10.0	0.0	0.5
Lee, Qushaun	5-4	7.0	0.0	0.0
Jones, Don	4-4	6.0	0.0	1.5

point outburst in its season opener, 41 points scored against Troy and 48 versus Idaho, A-State has posted at least 30 points in 21 of its last 30 regular-season games dating back to the 2011 season. The Red Wolves' 10 games with at least 30 points last year were their most since 1951 when they hit the total 10 times as well. The Red Wolves have won 12 consecutive games when scoring at least 30 points.

ASU IN 2013 SUN BELT RANKINGS

Stat	ASU	Rank	Leader
Field Goals	1.000 pct.	1	ASU
Kickoff Returns	28.4 ypr	1	ASU
Red Zone Off.	88.9 pct.	1	ASU
Red Zone Def.	77.1 pct.	2	ULM (73.1)
3rd Down Conv.	47.2 pct.	2	ULL (51.5)
Kickoff Coverage	40.1 net/avg.	3	WKU (41.0)
Rushing Offense	192.4 ypg	3	ULL (229.3)
Turnover Margin	+3.0	3	ULL (+9)
Pass Efficiency	137.3	3	Troy (155.6)
Sacks by	2.0 spg	T3	USA (2.6)
Pass Defense	240.1 ypg	4	WKU (187.1)
Pass Offense	242.7 ypg	4	Troy (325.0)
Punt Return Avg.	7.4 ypr	4	TSU (12.0)
Punting	36.6 net/p	4	Troy (40.1)
Total Offense	435.1 ypg	5	WKU (480.6)
First Downs	21.9 pg	5	WKU (25.0)
Scoring Offense	27.6 ppg	5	ULL (36.3)
Pass Def. Effic.	128.9	5	ULL (117.2)
Opp. First Downs	21.7 pg	5	ULL (18.9)
Scoring Defense	28.9 ppg	5	TSU (23.6)
Opp. 3rd Down	42.1 pct.	6	ULL (33.3)
Opp. Penalties	45.6 ypg	6	ULM (78.6)
Opp. 4th Down	45.5 pct.	6	ULM (0.0)
Penalties	58.9 ypg	6	ULM (41.8)
Total Defense	444.4 ypg	6	WKU (355.9)
Interceptions	5 total	T6	TSU (10)
Time of Poss.	28:15	7	TSU (33:23)
PAT Kicking	.957 pct.	7	3 tied (1.000)
Rushing Defense	204.3 ypg	7	TSU (101.4)
4th Down Conv.	0.0 pct.	8	Troy (66.7)
Sacks Against	2.7 pg	8	TSU (1.5)

ASU'S 2013 INDIVIDUAL SBC RANKINGS

Stat	ASU Player	Avg.	Rank
Field Goal Pct.	Brian Davis	1.000	1
Passes Def.	Rocky Hayes	1.3 pg	1
Receptions	J.D. McKissic	5.7 rpg	1
Receptions	Julian Jones	5.6 rpg	2
Field Goals	Brian Davis	1.3 pg	2
Tackles	Qushaun Lee	9.6 tpg	2
Interceptions	Rocky Hayes	3 total	T2
Total Offense	Adam Kennedy	264.3 ypg	3
Scoring (kick)	Brian Davis	7.0 ppg	3
Passing Avg.	Adam Kennedy	234.4 ypg	3
Scoring	Brian Davis	7.0 ppg	3
All-purpose	J.D. McKissic	123.7 ypg	3
KO Return Avg.	J.D. McKissic	30.5 ypr	3
Punting	Luke Ferguson	45.1 avg.	3
Punt Ret. Avg.	J.D. McKissic	8.1 ypr	3
Receiving Yards	Julian Jones	68.0 ypg	4
Sacks	Ryan Carrethers	3.5 total	T4
Rushing Avg.	David Oku	58.7 ypg	5
Pass Efficiency	Adam Kennedy	135.6	5
Fumbles Forced	Qushaun Lee	2 total	T5
PAT Kicking	Brian Davis	.957	6
Tackles	Ryan Carrethers	7.7 tpg	6
All-purpose	Julian Jones	81.1 ypg	7
Punting	Paul Jones	39.4 avg.	9
Sacks	Chris Stone	2.0 total	T10
Sacks	Chris Odum	2.5 total	T10
Tackles for Loss	Chris Stone	6.0 total	T12
Sacks	Dexter Blackmon	2.0 total	T15
Tackles for Loss	Ryan Carrethers	5.0 total	T17
Passes Def.	Artez Brown	0.57 pg	T17
Tackles	Sterling Young	5.9 tpg	18
Tackles	Chris Humes	4.7 tpg	T31
Tackles	Kyle Coleman	4.7 tpg	T31
Tackles	Money Hunter	3.7 tpg	46

SUN BELT PLAYERS OF THE WEEK: Senior defensive lineman **Ryan Carrethers** was named the Sun Belt Conference Defensive Player of the Week following the Red Wolves game against Louisiana-Lafayette, giving A-State three different players to earn a weekly honor from the league. Senior quarterback **Adam Kennedy** and sophomore wide receiver **J.D. McKissic** were named the conference's Offensive and Special Teams players of the week following A-State's victory over Idaho.

MIDSEASON ALL-CONFERENCE: Arkansas State placed 10 players, including five first-team selections, on the Phil Steele's Midseason All-Sun Belt Conference Team. The Red Wolves 10 selections tied Louisiana-Lafayette and Louisiana-Monroe for the most in the conference, and their five first-team picks matched the most along with the Ragin' Cajuns. The A-State offense and defense were both represented by four players, and two Red Wolves made the list as special teams choices. Arkansas State's first-team selections included sophomore center **Bryce Giddens (Moultrie, Ga.)**, senior guard **Steven Haunga (Richmond, Calif.)**, senior defensive lineman **Ryan Carrethers (Nashville, Tenn.)**, sophomore cornerback **Rocky Hayes (Heflin, Ala.)** and senior kicker **Brian Davis (Brentwood, Tenn.)**. The Red Wolves' second-team selections included senior running back **David Oku (Midwest City, Okla.)**, senior wide receiver **Julian Jones (Germantown, Tenn.)**, junior linebacker **Qushaun Lee (Prattville, Ala.)** and senior safety **Sterling Young (Hoover, Ala.)**. Sophomore wide receiver **J.D. McKissic (Phenix City, Ala.)** was also a second-team choice as a kick returner.

STOP THE BLEEDING: Coming off a 23-7 setback to UL Lafayette, Arkansas State has dropped back-to-back games only once over the last three seasons (2011-13). The Red Wolves suffered back-to-back

losses earlier this year, but previously had not dropped back-to-back games in the same season since falling in the last two games of the 2010 campaign.

ROAD WARRIORS: Arkansas State has won eight consecutive road conference games, its longest streak ever as a member of any league. The Red Wolves went 4-0 in conference road games in both 2011 and 2012. Its previous longest road conference winning streak was seven against Southland foes from 1973-75.

HOME SWEET HOME: With a 5-1 home mark last season, Arkansas State secured its eighth consecutive winning record at Liberty Bank Stadium dating back to 2005. ASU is now 39-9 at Liberty Bank Stadium since the 2005 season and has won 14 of its last 16 home games. The Red Wolves actual on-field record all-time at Liberty Bank Stadium is 131-72-1 since it opened in 1974. ASU's six home wins in 2011 were its most since 1985.

COVERING AT CORNERBACK: Sophomore corner **Rocky Hayes** has made a big impact in his first season on the defensive side of the ball, leading the team in both pass break-ups (6) and interceptions (3). He is ranked first in the Sun Belt Conference in passes defended with nine, which ties the most by an A-State player for all of last season (Chaz Scales, 7 PBU, 2 INT). Hayes is ranked 26th in the nation in passes defended.

MAKING A RETURN: Sophomore WR **J.D. McKissic** is ranked sixth in the nation in kickoff returns (30.5 ypr) and 36th in punt returns (8.1 ypg). He recorded a career-high 125 kickoff return yards against Idaho, including a 98-yard return for a touchdown in the contest. The return for a touchdown was the first by an A-State player since 2001.

ASU IN 2013 NCAA RANKINGS

Stat	ASU	Rank	Leader
Kickoff Returns	28.4 ypr	4	Miami (Fla.)
Turnovers Lost	7 total	6	Bowling Green
Passes had Int.	4 total	11	New Mexico
Fumbles Lost	3 total	14	3 tied
Completion Pct.	.668	16	East Carolina
Kickoff Coverage	18.5 ypr	19	Vanderbilt
Red Zone Offense	.889	23	Florida St.
3rd Down Conv.	.472 pct.	31	Louisville
Turnover Margin	+3.0	37	Houston
Red Zone Defense	.771	37	Baylor
Rush Offense	190.7 ypg	45	Army
4th Down Defense	.455 pct.	42	4 tied
Total Offense	436.6 ypg	49	Baylor

ASU'S 2013 INDIVIDUAL NCAA RANKINGS

Stat	ASU Player	Avg./Total	Rank
Field Goal Pct.	Brian Davis	1.000	T1
KO return TDs	J.D. McKissic	1 total	T4
Kickoff Returns	J.D. McKissic	30.5 ypr	6
Completions p/g	Adam Kennedy	21.3	21
Completion Pct.	Adam Kennedy	0.668	22
Tackles	Qushaun Lee	9.6 tpg	23
Passes Def.	Rocky Hayes	1.3 pg	26
Interceptions	Rocky Hayes	3 total	T26
Forced Fumbles	Qushaun Lee	0.29 pg	T32
Total Offense	Adam Kennedy	264.3 ypg	34
Field Goals	Brian Davis	1.3 pg	36
Punt Returns	J.D. McKissic	8.1 ypr	36
All-purpose	J.D. McKissic	123.7 ypg	40
Pass Yds Avg.	Adam Kennedy	237.6 ypg	41
Receptions p/g	J.D. McKissic	5.9 rpg	41
Passing Yards	Adam Kennedy	1,663 total	46
Receptions p/g	Julian Jones	5.6 pg	51

ON THE RISE: Senior WR **Julian Jones** has recorded at least four receptions in five of the last six games, including a career-high 10 versus Missouri. Jones has either led or tied for the team high in receptions in four games this season and is ranked 51st in the nation in receptions per game (5.6). Jones' 39 total receptions are 22 more than he had for his entire career entering the 2013 season.

MORE ON JONES: Senior WR **Julian Jones** not only recorded a career-high 10 receptions against Missouri, he also finished the game with a career-best 136 receiving yards. He followed that up by posting 135 yards against Idaho to give him over 100 yards in two of the last three games. He is ranked fourth in the Sun Belt Conference with 68.0 yards per game. Jones has been on the receiving end of a score in eight of the last 13 games dating back to last year. Jones enters Saturday's games needing just 42 yards to break 1,000 for his career.

TOTAL OFFENSE PRODUCER: Senior quarterback **Adam Kennedy** ranks third in the Sun Belt Conference in total offense with 264.3 yards per game, which also ranks 34th in the nation. Kennedy recorded 358 yards of total offense against Auburn, 334 versus Missouri and a career-high 397 against Idaho. He also just missed going over 300 versus Troy with 299 to his credit. His 397 yards versus Idaho were the fifth most in school history.

MAKING A CONNECTION: Senior QB **Adam Kennedy** tied the school record for completions in a game with

2013 ARKANSAS STATE FOOTBALL NOTES: vs. South Alabama

37 against Missouri (tied Ryan Aplin, 2011 vs. Western Kentucky). Kennedy has already completed 149 passes, leaving him just seven shy of the 10th most in school history for a single season. He is ranked 21st in the nation in completions (21.3 pg) and 22nd in completion percentage (.668). His current completion percentage currently stands as the second highest in school history for a single season.

INSIDE FORCE: A member of the Bednarik Award and Outland Trophy Watch Lists, senior defensive lineman **Ryan Carrethers** is ranked second on the team and sixth in the Sun Belt in tackles with 54 through seven games. He is averaging 7.7 tackles per game, 2.4 more than he averaged last season when he finished with 68 total for the most by an A-State interior defensive lineman since former NFL standout Jon Bradley in 2002. His 54 tackles this season are the most in the nation by a defensive lineman. He posted a career-high 16 tackles against UL Lafayette, which has also the most in the nation this season by a defensive lineman for a single game.

ON PACE FOR 100: Senior linebacker **Qushaun Lee** has recorded a team-high 67 tackles, which is also ranked second in the Sun Belt Conference. He is averaging 9.6 tackles per game, which puts him on pace for 100 tackles for the second straight season. The last time an A-State player had at least 100 tackles in back-to-back seasons was 2003 and 2002 when linebacker Les Echols had 123 and 105, respectively. Lee tied his career high for tackles in a game with 15 against Idaho and had 13 versus UL Lafayette, giving him six career games with double-figure stops.

GRISWOLD VACATION TO THE END ZONE: Senior tight end **Darion Griswold** tied his career high with five receptions for a career-high 89 yards and his first two career touchdowns against Idaho, earning CFPA national Honorable Mention Tight End of the Week for his efforts. He has now caught 17 passes for 230 yards, both the most in a season by an A-State tight end since Trevor Gillott recorded 24 receptions for 283 yards in 2009.

ON A ROLL: A Freshman All-America selection last season, sophomore WR **J.D. McKissic** has caught at least one pass in all 20 games of his career at A-State. He has come one strong the last few games, recording 30 of his 41 receptions this season against Missouri, Idaho and UL Lafayette. He had nine versus the Vandals, a school-record 15 against Missouri and six against the Ragin' Cajuns. McKissic also finished the Missouri game with a season-high 117 receiving yards, marking the fifth time of his career he has posted 100 in a game.

A FLARE FOR THE DRAMATIC: Sophomore RB **Michael Gordon** is responsible for two of the three longest runs by A-State this year, including a 92-yard outburst against UAPB that was the second longest in school history. Gordon posted a 64-yard touchdown run against Troy as well, and he is averaging 9.2 yards per attempt (28). Gordon has two 100-yard rushing games, including a 102-yard showing against UAPB and a 115-yard effort versus Troy.

WELL ROUNDED: Senior RB **David Oku** has gone over 100 yards combined rushing and receiving in a game twice this season and nine times during his two-year career at A-State.

FINDING THE END ZONE: Senior running back **David Oku**, who posted 16 rushing touchdowns last season to tie the third most in school history, recorded two rushing touchdowns against both UAPB and Troy this season and one versus Idaho. Oku has now recorded at least one rushing touchdown in 13 of his 20 games played at Arkansas State.

UNBUCKLE THE BELT: The Red Wolves opened Sun Belt Conference play in their third game of the season, the earliest since 2010 when they played their second game against a league opponent. A-State improved to 8-5 all-time in Sun Belt Conference openers with its 41-34 victory over Troy. The Red Wolves' victory was their first in an SBC opener since

2011.

NFF RECOGNIZES DAVIS: Senior kicker **Brian Davis** has been announced as a National Football Foundation (NFF) Scholar-Athlete Awards candidate and a semifinalist for the William V. Campbell Trophy, which recognizes the top scholar-athlete in the nation. Davis is among 170 national candidates, including 54 from the Football Bowl Subdivision (FBS), for the NFF's Scholar-Athlete Awards. Candidates for the awards must be a senior or graduate student in their final year of eligibility, have a GPA of at least a 3.2, possess outstanding football ability as a first-team player or significant contributor, and have demonstrated strong leadership and

A-STATE INDIVIDUAL CAREER RECORDS

RUSHING TOUCHDOWNS			
	No.	Years	
1. Richie Woit	57	1950-53	
5. Calvin Harrell	26	1968-71	
6. Lamont Zachery	24	1996-99	
7. Roy Johnson	22	1988-91	
8. David Oku	21	2012-cur.	

RUSHING YARDS			
	Yds.	Years	
1. Richie Woit	3,947	1950-53	
15. Dennis Forrest	1,780	1968-69	
NR David Oku	1,472	2012-cur.	

TOUCHDOWN RECEPTIONS			
	No.	Years	
1. Taylor Stockemer	16	2009-cur.	
T4. Dwayne Frampton	12	2010-11	
Lennie Johnson	12	1995-98	
T6. Julian Jones	10	2010-cur.	
Robert Kilow	10	1998-2000	
Kendrick Bullard	10	1990-92	
9. David Johnson	9	2005-08	
James Hickenbotham	9	1999-2002	
T11. Allen Muse	8	2009-11, cur.	
J.J. Washington	8	1995-99	
Ron Teat	8	1996-98	
Fred Barnett	8	1986-89	
Cazzy Francis	8	1985-86	
NR J.D. McKissic	7	2012-cur.	

RECEPTIONS			
	No.	Years	
1. Dwayne Frampton	163	2010-11	
2. Robert Kilow	158	1998-2000	
3. Lennie Johnson	156	1995-98	
4. Levi Dejohnette	152	2004-07	
5. J.D. McKissic	143	2012-cur.	

RECEIVING YARDS			
	Yds.	Years	
1. Lennie Johnson	2,730	1995-98	
5. Levi Dejohnette	1,816	2004-07	
6. Brandon Thompkins	1,701	2006-09	
7. Fred Barnett	1,571	1986-89	
8. Gerald Jumper	1,396	1964-67	
9. J.D. McKissic	1,369	2012-cur.	
10. Kendrick Bullard	1,335	1990-92	
11. Reginald Murphy	1,331	1993-96	
NR Allen Muse	1,107	2009-11, cur.	
NR Julian Jones	958	2010-cur.	

MOST TOUCHDOWNS SCORED			
	No.	Years	
1. Richie Woit	57	1950-53	
T8. 3 tied	26		
NR David Oku	22	2012-cur.	

MOST POINTS BY KICKING			
	Points	Years	
1. Josh Arauco	288	2006-09	
2. Brian Davis	284	2010-cur.	

MOST EXTRA POINTS MADE

	No.	Years
1. Brian Davis	134	2010-cur.
2. Eric Neihouse	123	2002-05

MOST FIELD GOALS MADE

	No.	Years
1. Josh Arauco	58	2006-09
2. Brian Davis	50	2010-cur.

SUN BELT INDIVIDUAL CAREER RECORDS

MOST POINTS BY KICKING

	Pts.	Years
1. Alan Gendreau (MT)	295	2008-11
2. Josh Arauco (ASU)	288	2006-09
T3. Brian Davis (ASU)	284	2010-cur.
Greg Whibbs (Troy)	284	2004-07

MOST EXTRA POINTS MADE

	No.	Years
1. Alan Gendreau (MT)	157	2008-11
T2. Brian Davis (ASU)	134	2010-cur.
Greg Whibbs (Troy)	134	2004-07

FIELD GOAL PERCENTAGE

	Pct.	Years
1. Brett Baer (ULL)	.900	2009-12
2. Brian Davis (ASU)	.833 (50-60)	2009-cur.
3. Michael Taylor (Troy)	.777	2008-11

MOST FIELD GOALS MADE

	No.	Years
1. Josh Arauco (ASU)	58	2006-09
T2. Brian Davis	50	2010-cur.
Greg Whibbs (Troy)	50	2006-07

A-STATE INDIVIDUAL SEASON RECORDS

COMPLETIONS

	No.	Year
1. Ryan Aplin	304	2011
10. Nick Noce	156	2005
NR Adam Kennedy	149	2013

PASSING YARDS

	Yds.	Year
1. Ryan Aplin	3,588	2011
10. Cleo Lemon	1,964	2000
NR Adam Kennedy	1,663	2013

COMPLETION PERCENTAGE

	Yds.	Year
1. Ryan Aplin	.680 (276-406)	2012
2. Adam Kennedy	.668 (149-223)	2013
3. Ryan Aplin	.653 (77-118)	2009

TOTAL OFFENSE

	Yds.	Year
1. Ryan Aplin	4,176	2011
10. Johnny Covinton	2,097	1995
NR Adam Kennedy	1,850	2013

citizenship.

CFPA HONORS DAVIS: Senior kicker **Brian Davis** was named the College Football Performance Awards (CFPA) National Specialist of the Week following the Missouri game. He was responsible for 13 of Arkansas State's 19 points against the Tigers, making all four of his field goal attempts and an extra point to lead the Red Wolves in scoring. Davis has now made multiple field goals in a game 13 times during his career. Dating back to last season, Davis has now made his last 10 field goals in a row to tie the second longest streak in Arkansas State history.

WEEKLY HONORS: Arkansas State had four players named a national Honorable Mention Player of the Week at their respective positions by the College Football Performance Awards after the Troy game. Those players included sr. DL **Amos Draper**, soph. RB **Michael Gordon**, soph. TE **Darion Griswold** and sr. WR **Allen Muse**. Gordon was also recognized by College Sports Madness as its Sun Belt Conference Player of the Week.

DAVIS HONORED: Senior kicker **Brian Davis** was named a national honorable mention College Football Performance Awards Placekicker of the Week following the Auburn game. Davis posted a season-high three field goals, giving him 44 for his career that leaves him one shy of tying the fifth most in Sun Belt Conference history. Davis was a perfect 3-of-3 on his attempts that covered 34, 21 and 42 yards. Dating back to last season, Davis has now made his last six consecutive field goals to leave him only one short of tying the sixth longest streak in school history. Including Auburn, Davis now has 12 career games with multiple field goals made.

FOUNTAIN OF YOUTH: Arkansas State has 25 underclassmen (sophomores or freshmen) listed on its 2-deep. The list includes 13 sophomores, six redshirt freshmen and six true freshmen. Among the underclassmen, six are listed as starters on the offensive or defensive side of the ball. A-State's 25 underclassmen on its two-deep was tied for the 14th most in the nation with Colorado and Illinois according to the 2013 initial depth charts. Virginia listed 34 players on its opening-day two-deep for the most among all teams.

IN THE POLLS: Arkansas State ended the 2012 season receiving votes in the final major polls, including 28 in the Associated Press Top 25 Poll and 13 in the USA Today Coaches Top 25 Poll. Both totals placed the Red Wolves 32nd in the nation. The Red Wolves were also among "others receiving votes" in the 2013 preseason and week two USA Today Coaches Top 25 Poll.

NCAA RECORD: A-State became the seventh FBS team in NCAA history to have four players (**David Oku**, **Fredi Knighten**, **Michael Gordon**, **Sirgregory Thornton** vs. UAPB) rush for over 100 yards in the same game. The other teams include Arizona (1951), Texas (1969), Alabama (1973), Army (1984), Nebraska (2001) and Nevada (2009).

FOR STARTERS: A-State improved to 45-47-6 all-time in season openers with its victory over UAPB on Aug. 31. The Red Wolves claimed a win in their season-opening game for the first time since 2009.

RUSHING RED WOLVES: The Red Wolves piled up 509 rushing yards versus UAPB, which were the most

in the nation during the season's first week and still stand as the second most behind BYU's 550 against Texas. A-State's total was also the fifth most in school history and the second most in Sun Belt history.

HOMECOMING HISTORY: With its victory over Idaho, Arkansas State improved to 58-27-1 all-time in Homecoming contests. The Red Wolves have now won 10 of their last 11 Homecoming games dating back to the 2003 season.

HOME OPENERS: With its victory over UAPB on Aug. 31, Arkansas State won its ninth consecutive home opener dating back to the 2005 campaign. The Red Wolves now stand 29-11 all-time in home openers at Liberty Bank Stadium and are also 15-6 in such games since moving to the FBS in 1992.

RETURNING ALL-SUN BELT PERFORMERS: Arkansas State returns five All-Sun Belt Conference players from the 2012 season, including first team selections **David Oku (Sr., RB)** and **Ryan Carrethers (Sr., DL)**. **J.D. McKissic (So., WR)** and **Brian Davis (Sr., K)** were both second-team choices, while **Qushaun Lee (Jr., LB)** was named honorable mention.

PRESEASON ALL-SUN BELT CONFERENCE: Arkansas State placed a league-high seven players on the 2013 Preseason All-Sun Belt Conference Team. Senior running back **David Oku**, sophomore wide receiver **J.D. McKissic** and sophomore center **Bryce Giddens** all represented the A-State offense on the preseason squad. ASU's defensive players earning a spot on the team were senior defensive lineman **Ryan Carrethers**, junior linebacker **Qushaun Lee** and junior safety **Sterling Young**. Senior kicker **Brian Davis**, also made the list.

RED WOLVES TABBED THIRD IN PRESEASON SBC POLL: The Red Wolves were picked third in the preseason coaches poll announced as part of the league's annual Media Day. A-State received 45 points and two first-place votes behind UL Lafayette and UL Monroe, which both received 57 points.

ASU ANNOUNCES FOOTBALL FACILITY PROJECT: Arkansas State University has announced a \$26.7 million football facility project, including a two-level football operations building and 76,000 square-foot indoor practice facility in ASU Stadium's north end zone.

SUN BELT CHAMPIONS: Arkansas State claimed its second consecutive outright Sun Belt Conference championship in 2012. ASU has won nine conference championships all-time. ASU won the Southland Conference seven times (1986, 1985, 1978, 1975, 1970, 1969, 1968). ASU also won the 2005 Sun Belt Conference title, but it was later vacated due to NCAA sanctions. Prior to the 2011 and 2012 seasons, the last time ASU won back-to-back conference championships was 1986 and 1985 when it was a member of the Southland Conference.

BACK-TO-BACK WINNING SEASONS: Arkansas State secured back-to-back winning seasons in 2011 and 2012 for the first time since 1986-87. ASU won 10 games in both 2011 and 2012, and its 19 combined regular-season victories were its most ever over a two-year span -- topping its 18 in 1974 and 1975.

BOWL ELIGIBLE: Arkansas State has been bowl eligible five times over the last eight seasons,

including the last two in a row.

ATTENDANCE FIGURES: Arkansas State's average home attendance last season was a school record 26,398, topping its previous best of 21,256 in 2011. The 31,243 in attendance for A-State's 2012 regular-season finale against Middle Tennessee was the largest in Liberty Bank Stadium history, and ASU had two home crowds over 30,000 in the same season for the first time ever.

2013 HONORS & AWARDS



▲ **Dexter Blackmon** | Sr. | DL

Phil Steele's 3rd Team All-Sun Belt

▲ **Travis Bodenstein** | So. | OL

College Sports Madness 2nd Team All-Sun Belt
Phil Steele's 2nd Team All-Sun Belt



▲ **Ryan Carrethers** | Sr. | DL

10-28-13: Sun Belt Def. Player of the Week
Phil Steele's 1st Team Midseason All-SBC
Bednarik Award Watch List
Outland Trophy Watch List
CBSSports.com's Freaks List
1st Team All-Sun Belt Conference
Athlon Sports 1st Team All-Sun Belt
CBSSports.com 1st Team All-Sun Belt
College Sports Madness 1st Team All-Sun Belt
Lindy's 1st Team All-Sun Belt
Phil Steele's 1st Team All-Sun Belt
Sporting News 1st Team All-Sun Belt



Lindy's No. 2 "Top NFL Talent" in the Sun Belt

▲ **Brian Davis** | Sr. | K

Phil Steele's 1st Team Midseason All-SBC
9-30-13: CFPA National Specialist of the Week
NFF Scholar-Athlete Awards Candidate
9-7-13: CFPA Hon. Mention PK of the Week
Lou Groza Award Watch List
CFPA national Placekicker Trophy Watch List
1st Team All-Sun Belt Conference
Athlon Sports 1st Team All-Sun Belt
Lindy's 1st Team All-Sun Belt
Sporting News 1st Team All-Sun Belt
College Sports Mandess 2nd Team All-Sun Belt
Phil Steele's 3rd Team All-Sun Belt



▲ **Amos Draper** | Sr. | DL

9-12-13: CFPA Hon. Mention DL of the Week
Lindy's 2nd Team All-Sun Belt
College Sports Madness 2nd Team All-Sun Belt



▲ **Bryce Giddens** | So. | OL

Phil Steele's 1st Team Midseason All-SBC
Rimington Trophy Watch List
1st Team All-Sun Belt Conference



▲ **Michael Gordon** | So. | RB

9-12-13: College Sports Madness Sun Belt
Conference Offensive Player of the Week
9-12-13: CFPA Hon. Mention RB of the Week



▲ **Darion Griswold** | So. | TE

10-14-13: CFPA Hon. Mention TE of the Week
9-12-13: CFPA Hon. Mention TE of the Week
College Sports Madness 2nd Team All-Sun Belt
Phil Steele's 3rd Team All-Sun Belt



▲ **Steven Haunga** | Sr. | OL

Phil Steele's 1st Team Midseason All-SBC
Athlon Sports 1st Team All-Sun Belt
CBSSports.com 1st Team All-Sun Belt
Phil Steele's 2nd Team All-Sun Belt



▲ **Rocky Hayes** | So. | DB

Phil Steele's 1st Team Midseason All-SBC
Lindy's 1st Team All-Sun Belt
College Sports Madness 2nd Team All-Sun Belt
Lindy's "Best Athlete in the Sun Belt"



▲ **Julian Jones** | Sr. | WR

Phil Steele's 2nd Team Midseason All-SBC
Phil Steele's 3rd Team All-Sun Belt



▲ **Adam Kennedy** | Sr. | QB

10-14-13: Sun Belt Off. Player of the Week
10-14-13: CSM Sun Belt Off. Player of the Week

2013 HONORS & AWARDS



▲ Qushaun Lee | Jr. | LB

Phil Steele's 2nd Team Midseason All-SBC
1st Team All-Sun Belt Conference
Athlon Sports 1st Team All-Sun Belt
CBSSports.com 1st Team All-Sun Belt
College Sports Madness 1st Team All-Sun Belt
Lindy's 1st Team All-Sun Belt
Phil Steele's 1st Team All-Sun Belt
Sporting News 1st Team All-Sun Belt



▲ J.D. McKissic | So. | WR

10-14-13: SBC Special Tms Player of the Week
10-14-13: CFPA National KR of the Week
Phil Steele's 1st Team Midseason All-SBC
Biletnikoff Award Watch List
1st Team All-Sun Belt Conference
Athlon Sports 1st Team All-Sun Belt
CBSSports.com 1st Team All-Sun Belt
College Sports Madness 1st Team All-Sun Belt
Lindy's First Team All-Sun Belt
Phil Steele's 1st Team All-Sun Belt
Sporting News 1st Team All-Sun Belt



▲ Cliff Mitchell | Sr. | OL

Athlon Sports 2nd Team All-Sun Belt



▲ Allen Muse | Sr. | WR

9-12-13: CFPA Hon. Mention RB of the Week



▲ David Oku | Sr. | RB

Phil Steele's 2nd Team Midseason All-SBC
Doak Walker Award Watch List
1st Team All-Sun Belt Conference
Athlon Sports 1st Team All-Sun Belt
CBSSports.com 1st Team All-Sun Belt
College Sports Madness 1st Team All-Sun Belt
Lindy's 1st Team All-Sun Belt
Phil Steele's 1st Team All-Sun Belt
Sporting News 1st Team All-Sun Belt
Lindy's "Best Interview" in the Sun Belt
Lindy's No. 7 "Top NFL Talent" in the Sun Belt



▲ Eddie Porter | Sr. | DE

Athlon Sports 2nd Team All-Sun Belt
College Sports Madness 2nd Team All-Sun Belt
Phil Steele's 2nd Team Preseason All-Sun Belt



▲ Chris Stone | So. | DE

Athlon Sports 2nd Team All-Sun Belt



▲ Aaron Williams | Sr. | OL

College Sports Madness 1st Team All-Sun Belt
Lindy's 1st Team All-Sun Belt
Phil Steele's 1st Team All-Sun Belt



▲ Sterling Young | Jr. | S

Phil Steele's 2nd Team Midseason All-SBC
1st Team All-Sun Belt Conference
Sporting News 1st Team All-Sun Belt
Athlon Sports 2nd Team All-Sun Belt
Phil Steele's 2nd Team All-Sun Belt



Bryan Harsin, a 13-year coaching veteran at the NCAA FBS level who has coached in 10 bowl games as either an assistant or offensive coordinator, was named the Red Wolves' 29th all-time head football coach on Dec. 12, 2012.

Harsin, a finalist for the 2009 Broyles Award recognizing the top assistant coach in the country, has been associated with two nationally-prominent programs during his rise to A-State's head coach. Working closely with Chris Petersen at Boise State and Mack Brown at Texas, two of the most well-respected coaches in the country, Harsin spent the last seven seasons as an offensive coordinator with the Broncos and Longhorns.

Harsin served the last two seasons as Texas' co-offensive coordinator and quarterbacks coach after spending the previous 10 on the Boise State staff, including the last five as offensive coordinator and quarterbacks coach as well. During his tenure at both schools, he guided offenses that consistently ranked among the nation's best in almost every statistical category.

In his first season at Texas, he had the task of putting a new offense in place with a young group that featured 10 different freshmen and sophomores starting for the Longhorns. Despite its youth, the offense was able to put up over 500 yards of total offense four times and rank 21st nationally in rushing offense with 202.6 yards per game. Harsin helped guide three different starting quarterbacks to 2,360 yards and 12 touchdowns in addition to the offense creating four other passing touchdowns.

His influence on the offense continued to pay dividends for nationally-ranked Texas last season as the Longhorns climbed 31 places to No. 24 in the nation in scoring with 36.1 points per game. Under Harsin's direction, Texas also generated 441 yards total offense per game last year and ranked ninth in the nation in passing efficiency. The Longhorns posted over 400 yards total offense in nine games and scored at least 30 in eight, including a season-high 66 against Ole Miss. Texas' Harsin-coached quarterbacks last season have combined to throw 23 touchdowns and both held a pass efficiency rating that ranked among the top 20 players in the nation.

He was at the helm of the Boise State offense during a five-year period where the Broncos posted a 61-5 record that included two undefeated seasons, which were capped by Fiesta Bowl wins over TCU in 2009 (14-0) and Oklahoma in 2006 (13-0). They reached at least 12 wins in four of his five seasons as coordinator and had three Top 10 finishes, including ranking No. 5/6 in 2006, No. 4/4 in 2009, and No. 10/10 entering the 2010 bowl season. In 2008, they finished just outside the Top 10 at No. 11/13.

In his five seasons as offensive coordinator at Boise State, Harsin's offenses were in the top five nationally in scoring four times, capped by ranking first in 2009 (42.2 ppg) and second in 2010 (45.1 ppg). They also ranked second in 2006 (39.7 ppg), fourth in 2007 (42.4 ppg) and 12th in 2008 (37.6 ppg). In all, Boise State averaged 41.4 ppg during his time as coordinator.

The Broncos ranked in the Top 10 in total offense in three of Harsin's seasons as coordinator and were no lower than 18th in all five of his years, culmi-

nating in 2010 with an average of 521.3 ypg, which set the BSU school record and ranked second nationally. In those five seasons, the Broncos offense averaged 459.9 ypg.

As quarterbacks coach, Harsin guided Kellen Moore into becoming one of the nation's most productive quarterbacks. In 2010, Moore was named first-team All-America by the Football Writers Association of America and became Boise State's first Heisman Trophy finalist. He was also a finalist for the Maxwell Award, Davey O'Brien Award and Manning Award and was named the nation's top quarterback by The Touchdown Club of Columbus.

ESPN.com, SI.com and CBSSports.com named Moore first-team All-America, the Associated Press named him third-team All-America, while he also finished seventh in the 2009 Heisman voting and earned Western Athletic Conference Offensive Player of the Year honors.

In his third season as offensive coordinator, Harsin's 2008 unit was taken over by Moore, who was a redshirt freshman. Moore would compile one of the most outstanding seasons by any Broncos quarterback, finishing the year with a NCAA freshman record 69.4 completion percentage (281-of-405), 25 touchdown passes and just 10 interceptions. He was also named WAC Freshman of the Year.

In Harsin's first season as offensive coordinator, the 2006 Broncos went undefeated and running back Ian Johnson led the country in rushing touchdowns and scoring. He also set a school single-season record with 1,713 yards. He was named to four separate All-America teams and finished eighth in the Heisman Trophy voting.

From 2002-05 Harsin served as tight ends coach at BSU. That unit played a vital role in a Broncos offense that led the nation in scoring twice and finished in the top 10 in scoring in each of those four years. In 2005, four Broncos tight ends combined to catch 27 passes for 298 yards and three touchdowns. In 2004, Harsin helped the tight ends contribute to the top-scoring offense in school history (48.9 ppg).

In his four seasons as tight ends coach and one as a graduate assistant, Boise State had a record of 53-11, making the Broncos record in his 10 seasons there 114-16.

Prior to coaching the tight ends, Harsin was a graduate assistant with the Broncos in 2001. He was a member of the Bronco football team from 1995-1999, earning three varsity letters. He served as Boise State's backup quarterback in 1999 when the team went 10-3 and won the Crucial.com Humanitarian Bowl.

After graduating from Boise State in 2000 with a degree in business management, Harsin entered the coaching profession at Eastern Oregon, coaching running backs and receivers during the 2000 season.

Harsin and his wife, Kes, have two daughters, Devyn Lynn and Dayn Mykena, and a son, Davis. Harsin is a graduate of Capital High School in Boise.

THE HARSIN FILE

Born: November 1, 1976
Wife: Kes
Home Town: Boise, Idaho
Daughters: Devyn Lynn (13), Dayn Mykena (11)
Son: Davis (7)
Alma Mater: Boise State '99

Previous Coaching Experience:

2011-12	Texas (Co-Offensive Coordinator/Quarterbacks coach)
2006-10	Boise State (Offensive Coordinator/Quarterbacks coach)
2002-05	Boise State (Tight ends coach)
2001	Boise State (Graduate Assistant Coach)
2000	Eastern Oregon (Running backs/Wide receivers coach)

Playing Experience:

Boise State (1995-99)

Bowl Experience:

2011	Holiday Bowl, Texas (coach)
2010	Las Vegas Bowl, Boise State (coach)
2009	Fiesta Bowl, Boise State (coach)
2008	Poinsetta Bowl, Boise State (coach)
2007	Hawai'i Bowl, Boise State (coach)
2006	Fiesta Bowl, Boise State (coach)
2005	MPC Computers Bowl, Boise State (coach)
2004	Liberty Bowl, Boise State (coach)
2003	Fort Worth Bowl, Boise State (coach)
2002	Humanitarian, Boise State (coach)
1999	Humanitarian, Boise State (player)

2013 ARKANSAS STATE FOOTBALL NOTES: **Alphabetical Roster**

No.	Name	Pos.	Ht.	Wt.	Cl.	Exp	Hometown (previous school)
25	Irving Adams	DB	5-10	189	Fr.	HS	Florence, Ala. (Florence)
41	LaAngelo Albright	LB	5-11	218	Sr.-R	3L	Prattville, Ala. (Prattville)
12	Geoffrey Anderson	DB	5-7	186	Fr.-R	RS	Heber Springs, Ark. (Heber Springs)
22	Brock Barnhill	DB	6-0	201	Jr.-R	1L	Mountain Home, Ark. (Mountain Home)
10	Cameron Birse	QB	6-2	213	Fr.	HS	Danville, Calif. (San Ramon Valley)
77	Dexter Blackmon	DL	6-4	268	Sr.	1L	Selma, Ala. (Coffeyville (Kan.) CC)
73	Travis Bodenstein	OL	6-4	308	So.-R	RS	Springdale, Ark. (Kansas)
80	William Boyd	WR	6-1	202	Jr.-R	1L	Cave City, Ark. (Cave City)
	Brandon Brockman						
10	Artez Brown	DB	6-0	180	Jr.	2L	Newport, Ark. (Newport)
33	Darius Buckley	LB	5-10	224	Jr.-R	1L	Memphis, Tenn. (Lambuth)
11	Phillip Butterfield	QB	6-2	216	Sr.-R	3L	Lake Hamilton, Ark. (Lake Hamilton)
59	Jake Campbell	OL	6-6	331	Sr.-R	3L	Belleville, Ill. (Belleville East)
47	Jason Card	LB	6-0	223	Jr.	1L	Memphis, Tenn. (Ridgeway)
98	Ryan Carrethers	DL	6-2	330	Sr.-R	3L	Nashville, Tenn. (Brentwood Academy)
79	Jemar Clark	OL	6-6	304	Fr.-R	RS	McCrary, Ark. (McCrary)
31	Chris Clinard	DB	6-0	206	Jr.	SQ	Springdale, Ark. (Evangel)
95	Lamarcus Cole	DL	6-2	230	Fr.-R	RS	Little Rock, Ark. (Hall)
5	Kyle Coleman	DB	6-1	228	Jr.	2L	Pine Bluff, Ark. (Watson Chapel)
	Zach Chrisler	DB	5-11	180	Fr.	HS	Walnut Ridge, Ark. (Walnut Ridge)
30	Kelsey Collins	DB	5-7	163	Jr.-R	2L	Pine Bluff, Ark. (Pine Bluff)
20	Brandon Cox	WR	5-8	167	Fr.	HS	Conway, Ark. (Conway)
28	Kendrick Daniels	RB	5-7	158	Fr.-R	RS	Sulphur Springs, Texas (Sulphur Springs)
2	Brian Davis	K	5-11	186	Sr.	3L	Brentwood, Tenn. (Brentwood)
97	Amos Draper	DL	6-3	266	Sr.-R	3L	Tanner, Ala. (Tanner)
93	Darius Dunaway	DL	6-5	259	Sr.-R	3L	Monroe, La. (Carroll)
45	Ryan Eustace	DS	5-11	190	Fr.-R	RS	Powder Springs, Ga. (Harrison)
15	Luke Ferguson	P/K	6-0	210	So.	1L	Jonesboro, Ark. (Jonesboro)
	J.T. Finley	DS	5-10	232	Fr.-R	RS	Fayetteville, Ark. (Fayetteville)
4	R.J. Fleming	WR	5-9	180	Sr.	3L	Natchez, Miss. (Trinity Episcopal Day School)
46	Christian Flewellen	TE	5-11	230	Fr.-R	RS	Duncanville, Texas (Duncanville)
38	Jeremy Fulcher	DB	6-0	178	Fr.	HS	Dallas, Texas (Woodrow Wilson)
53	Ben Gallagher	LB	6-0	200	Fr.	HS	Kansas City, Mo. (Pembroke)
96	John Gandy	DL	6-0	260	Sr.	1L	Houston, Texas (Blinn (Texas) College)
68	Bryce Giddens	OL	5-11	300	So.	1L	Moultrie, Ga. (Colquitt County)
8	Charleston Girley	DB	6-0	196	So.-R	1L	Pine Bluff, Ark. (Dollarway)
34	Michael Gordon	RB	5-9	187	So.	1L	Camden, Miss. (Velma Jackson)
58	Tyler Greve	OL	6-4	301	Jr.-R	2L	Jonesboro, Ark. (Jonesboro)
19	Darion Griswold	TE	6-5	264	So.-R	1L	Dumas, Ark. (Dumas)
17	Jamaris Hart	DB	5-9	163	Fr.	HS	Florence, Ala. (Florence)
60	Steven Haunga	OL	6-2	317	Sr.-R	1L	Richmond, Calif. (College of the Canyons (CA))
3	Rocky Hayes	DB	5-11	177	So.	1L	Heflin, Ala. (Cleburne County)
52	Quanterio Heath	LB	6-2	210	Fr.-R	RS	Rison, Ark. (Rison)
	Tyler Hestand	OL	6-4	310	Fr.	HS	Paragould, Ark. (Paragould)
88	Jonah Hill	TE	6-3	241	Fr.	HS	Springfield, Mo. (Hillcrest)
8	Stephen Hogan	QB	6-4	210	So.-R	1L	Greenwood, Ark. (Greenwood)
43	Hunter Holmes	P	6-5	177	Fr.	HS	Dallas, Texas (The Gunnery)
	Chris Hooks	OL	6-3	240	Fr.	HS	Stuttgart, Ark. (Stuttgart)
15	Tres Houston	WR	6-2	188	So.-R	RS	College Park, Ga. (Northeast Mississippi CC)
29	Chris Humes	DB	5-11	207	So.	1L	Hoover, Ala. (Spain Park)
27	Money Hunter	DB	6-1	193	Fr.	HS	Prosper, Texas (Prosper)
61	Colton Jackson	OL	6-4	276	Fr.-R	RS	Ozark, Ark. (Ozark)
6	Frankie Jackson	DB	5-10	198	Jr.-R	2L	Baton Rouge, La. (Capitol)
32	Ryan Jacobs	DB	6-0	191	Jr.-R	1L	Evans, Ga. (Greenbrier)
13	Colin Janice	DB	5-11	151	Fr.	HS	Orange, Texas (West Orange-Stark)
35	Mark Johnson	LB	6-2	180	Fr.	HS	Prescott, Ark. (Prescott)
40	Ja'Von Jones	DE	6-2	224	Fr.	HS	Mesquite, Texas (Mesquite)

2013 ARKANSAS STATE FOOTBALL NOTES: **Alphabetical Roster**

No.	Name	Pos.	Ht.	Wt.	Cl.	Exp	Hometown (previous school)
7	Julian Jones	WR	6-0	202	Sr.-R	3L	Germantown, Tenn. (Germantown)
4	Paul Jones	P	6-2	205	So.-R	TR	Ballarat, Australia (Virginia Union University)
	Skyler Jones	OL	6-4	290	Fr.	HS	Paragould, Ark. (Greene County Tech)
5	Adam Kennedy	QB	6-5	224	Sr.	TR	Elk Grove, Calif. (Utah State)
9	Fredi Knighten	QB	5-11	189	So.	1L	Little Rock, Ark. (Pulaski Academy)
82	Warren Leapheart	TE	6-5	242	Fr.-R	RS	Morrilton, Ark. (Morrilton)
81	Carl Lee Jr.	WR	6-2	202	Fr.	HS	Mobile, Ala. (McGill-Toolen)
48	Qushaun Lee	LB	5-11	247	Jr.-R	2L	Prattville, Ala. (Prattville)
85	Justin Lovell	WR	6-2	213	Fr.-R	RS	Newark, Ark. (Cedar Ridge)
89	Taylor Mason	WR	6-0	178	So.-R	1L	Jonesboro, Ark. (Valley View)
99	Jabari Mathieu	DE	6-2	237	Jr.	TR	Gardena, Calif. (El Camino (CA) College)
75	Robert Maxwell	OL	6-3	283	Fr.-R	RS	Little Rock, Ark. (Parkview)
18	Booker Mays	WR	5-10	170	Fr.-R	RS	Pine Bluff, Ark. (Dollarway)
1	Carlos McCants	WR	5-11	198	Sr.-R	3L	Mobile, Ala. (LeFlore)
23	J.D. McKissic	WR	5-11	193	So.-R	1L	Phenix City, Ala. (Central)
63	Cliff Mitchell	OL	6-5	284	Sr.-R	3L	Jasper, Texas (Jasper)
74	Devin Mondie	OL	6-5	291	Fr.-R	RS	Olive Branch, Miss. (Olive Branch)
86	Jerry Moorehead	TE	6-4	209	Fr.	HS	Camden Ark. (Camden Fairview)
76	Austin Moreton	OL	6-1	318	Fr.-R	RS	Fort Smith, Ark. (Southside)
17	Allen Muse	WR	6-4	226	Sr.	3L	Leesville, La. (Leesville)
90	Chris Odom	DE	6-3	234	Fr.	HS	Arlington, Texas (Martin)
25	David Oku	RB	5-10	202	Sr.	1L	Midwest City, Okla. (Tennessee)
51	Cade Oliver	DS	6-3	220	Sr.-R	1L	Mansfield, Texas (Kilgore (TX) JC)
94	Markel Owens	DL	6-2	303	Jr.-R	2L	Jackson, Tenn. (Liberty Tech)
84	Dijon Paschal	WR	6-1	196	Fr.	HS	Tallasse, Ala. (Tallasse)
	Noah Pearl	RB	5-11	159	Jr.	TR	Kansas City, Mo. (Univ. of South Dakota)
36	Kejuan Peque	DB	5-9	179	Fr.	HS	Ashdown, Ark. (Ashdown)
37	Eddie Porter	DE	6-3	252	Sr.	1L	Woodlands, Texas (Blinn (TX) College)
87	Kenneth Rains	TE	6-4	260	Jr.-R	2L	Hot Springs, Ark. (Lake Hamilton)
12	Chandler Rogers	QB	6-2	206	Jr.	TR	Brookhaven, Miss. (Copiah-Lincoln (MS) CC)
92	Darrius Rosser	DL	6-3	284	Fr.-R	RS	Marion, Ark. (Marion)
3	Patrick Ryan	WR	6-1	176	Jr.-R	RS	Springdale, Ark. (Shiloh Christian)
83	Dexter Samuel	TE	6-2	225	Sr.-R	1L	Hampton, Ark. (Hampton)
91	Hunter Shantz	DL	6-3	219	Fr.-R	RS	Cape Girardeau, Mo. (Cape Central)
50	Brad Shearin	LB	6-0	235	So.	TR	Jonesboro, Ark. (Univ. of Arkansas)
14	Dezmond Stegall	DB	6-1	219	Fr.-R	RS	Searcy, Ark. (Searcy)
71	Steven Stevens	OL	6-4	296	So.-R	1L	Bay Minette, Ala. (Baldwin County)
42	Chris Stone	DE	6-3	252	So.-R	1L	Daleville, Ala. (Daleville)
14	Sterling Stowers	QB	5-10	198	Fr.	HS	Hardy, Ark. (Highland)
70	Clifford Thomas	OL	6-2	280	Fr.	HS	Marion, Ark. (Marion)
21	Sirgregory Thornton	RB	5-11	215	Sr.	3L	Memphis, Tenn. (Germantown)
24	Andrew Tryon	DB	5-10	180	Jr.-R	2L	Little Rock, Ark. (Russellville)
16	TeDarius Turner	DB	5-8	166	So.-R	1L	Memphis, Tenn. (Cordova)
72	Brennan Tutor	OL	6-4	269	Jr.	TR	Pontotoc, Miss. (Itawamba (MS) CC)
43	Raziel Valgis	DB	5-11	203	So.	TR	El Paso, Texas (Harding University)
39	Marquis Walker	DB	5-11	183	Fr.	RS	Rison, Ark. (Rison)
44	Trent Waters	LB	6-0	220	Fr.	HS	Knoxville, Tenn. (Bearden)
	C.J. Watson	DL	6-0	243	Fr.-R	RS	Monticello, Ark. (Warren)
	Allen Wesley	LB	6-3	220	Fr.-RS	RS	Little Rock, Ark. (JA Fair)
78	Adam Whalen	OL	6-6	250	Fr.	HS	Lancaster, Calif. (Eastside)
30	Johnston White	RB	5-11	180	Fr.	HS	Covington, Tenn. (Covington)
67	Aaron Williams	OL	6-5	320	Sr.-R	1L	Moss Point, Miss. (Ariz. Western College)
26	DeKeathan Williams	DB	6-1	212	Fr.-R	RS	West Helena, Ark. (Central)
55	Xavier Woodson	LB	6-1	214	Fr.	HS	Eufaula, Ala. (Eufaula)
69	Alan Wright	OL	6-2	307	Jr.-R	2L	Cave City, Ark. (Cave City)
57	Troy Wyche	LB	5-11	211	Fr.	HS	Riverdale, Ga. (Riverdale)
11	Sterling Young	DB	6-2	193	Jr.-R	2L	Hoover, Ala. (Hoover)

2013 ARKANSAS STATE FOOTBALL NOTES: Numerical Roster

No.	Name	Pos.	Ht.	Wt.	Cl.	Exp	Hometown (previous school)
1	Carlos McCants	WR	5-11	198	Sr.-R	3L	Mobile, Ala. (LeFlore)
2	Brian Davis	K	5-11	186	Sr.	3L	Brentwood, Tenn. (Brentwood)
3	Rocky Hayes	DB	5-11	177	So.	1L	Heflin, Ala. (Clebune County)
3	Patrick Ryan	WR	6-1	176	Jr.-R	RS	Springdale, Ark. (Shiloh Christian)
4	R.J. Fleming	WR	5-9	180	Sr.	3L	Natchez, Miss. (Trinity Episcopal Day School)
4	Paul Jones	P	6-2	205	So.-R	TR	Ballarat, Australia (Virginia Union University)
5	Kyle Coleman	DB	6-1	228	Jr.	2L	Pine Bluff, Ark. (Watson Chapel)
5	Adam Kennedy	QB	6-5	224	Sr.	TR	Elk Grove, Calif. (Utah State)
6	Frankie Jackson	DB	5-10	198	Jr.-R	2L	Baton Rouge, La. (Capitol)
7	Julian Jones	WR	6-0	202	Sr.-R	3L	Germantown, Tenn. (Germantown)
8	Charleston Girley	DB	6-0	196	So.-R	1L	Pine Bluff, Ark. (Dollarway)
8	Stephen Hogan	QB	6-4	210	So.-R	1L	Greenwood, Ark. (Greenwood)
9	Fredi Knighten	QB	5-11	189	So.	1L	Little Rock, Ark. (Pulaski Academy)
10	Cameron Birse	QB	6-2	213	Fr.	HS	Danville, Calif. (San Ramon Valley)
10	Artez Brown	DB	6-0	180	Jr.	2L	Newport, Ark. (Newport)
11	Phillip Butterfield	QB	6-2	216	Sr.-R	3L	Lake Hamilton, Ark. (Lake Hamilton)
11	Sterling Young	DB	6-2	193	Jr.-R	2L	Hoover, Ala. (Hoover)
12	Geoffrey Anderson	DB	5-7	186	Fr.-R	RS	Heber Springs, Ark. (Heber Springs)
12	Chandler Rogers	QB	6-2	206	Jr.	TR	Brookhaven, Miss. (Copiah-Lincoln (MS) CC)
13	Colin Janice	DB	5-11	151	Fr.	HS	Orange, Texas (West Orange-Stark)
14	Dezmond Stegall	DB	6-1	219	Fr.-R	RS	Searcy, Ark. (Searcy)
14	Sterling Stowers	QB	5-10	198	Fr.	HS	Hardy, Ark. (Highland)
15	Luke Ferguson	P/K	6-0	210	So.	1L	Jonesboro, Ark. (Jonesboro)
15	Tres Houston	WR	6-2	188	So.-R	RS	College Park, Ga. (Northeast Mississippi CC)
16	TeDarius Turner	DB	5-8	166	So.-R	1L	Memphis, Tenn. (Cordova)
17	Jamaris Hart	DB	5-9	163	Fr.	HS	Florence, Ala. (Florence)
17	Allen Muse	WR	6-4	226	Sr.	3L	Leesville, La. (Leesville)
18	Booker Mays	WR	5-10	170	Fr.-R	RS	Pine Bluff, Ark. (Dollarway)
19	Darion Griswold	TE	6-5	264	So.-R	1L	Dumas, Ark. (Dumas)
20	Brandon Cox	WR	5-8	167	Fr.	HS	Conway, Ark. (Conway)
21	Sirgregory Thornton	RB	5-11	215	Sr.	3L	Memphis, Tenn. (Germantown)
22	Brock Barnhill	DB	6-0	201	Jr.-R	1L	Mountain Home, Ark. (Mountain Home)
23	J.D. McKissic	WR	5-11	193	So.-R	1L	Phenix City, Ala. (Central)
24	Andrew Tryon	DB	5-10	180	Jr.-R	2L	Little Rock, Ark. (Russellville)
25	Irving Adams	DB	5-10	189	Fr.	HS	Florence, Ala. (Florence)
25	David Oku	RB	5-10	202	Sr.	1L	Midwest City, Okla. (Tennessee)
26	DeKeathan Williams	DB	6-1	212	Fr.-R	RS	West Helena, Ark. (Central)
27	Money Hunter	DB	6-1	193	Fr.	HS	Prosper, Texas (Prosper)
28	Kendrick Daniels	RB	5-7	158	Fr.-R	RS	Sulphur Springs, Texas (Sulphur Springs)
29	Chris Humes	DB	5-11	207	So.	1L	Hoover, Ala. (Spain Park)
30	Kelsey Collins	DB	5-7	163	Jr.-R	2L	Pine Bluff, Ark. (Pine Bluff)
30	Johnston White	RB	5-11	180	Fr.	HS	Covington, Tenn. (Covington)
31	Chris Clinard	DB	6-0	206	Jr.	SQ	Springdale, Ark. (Evangel)
32	Ryan Jacobs	DB	6-0	191	Jr.-R	1L	Evans, Ga. (Greenbrier)
33	Darius Buckley	LB	5-10	224	Jr.-R	1L	Memphis, Tenn. (Lambuth)
34	Michael Gordon	RB	5-9	187	So.	1L	Camden, Miss. (Velma Jackson)
35	Mark Johnson	LB	6-2	180	Fr.	HS	Prescott, Ark. (Prescott)
36	Kejuan Peque	DB	5-9	179	Fr.	HS	Ashdown, Ark. (Ashdown)
37	Eddie Porter	DE	6-3	252	Sr.	1L	Woodlands, Texas (Blinn (TX) College)
38	Jeremy Fulcher	DB	6-0	178	Fr.	HS	Dallas, Texas (Woodrow Wilson)
39	Marquis Walker	DB	5-11	183	Fr.	RS	Rison, Ark. (Rison)
40	Ja'Von Jones	DE	6-2	224	Fr.	HS	Mesquite, Texas (Mesquite)
41	LaAngelo Albright	LB	5-11	218	Sr.-R	3L	Prattville, Ala. (Prattville)
42	Chris Stone	DE	6-3	252	So.-R	1L	Daleville, Ala. (Daleville)
43	Hunter Holmes	P	6-5	177	Fr.	HS	Dallas, Texas (The Gunnery)
43	Raziel Valgis	DB	5-11	203	So.	TR	El Paso, Texas (Harding University)
44	Trent Waters	LB	6-0	220	Fr.	HS	Knoxville, Tenn. (Bearden)

2013 ARKANSAS STATE FOOTBALL NOTES: Numerical Roster

No.	Name	Pos.	Ht.	Wt.	Cl.	Exp	Hometown (previous school)
45	Ryan Eustace	DS	5-11	190	Fr.-R	RS	Powder Springs, Ga. (Harrison)
46	Christian Flewellen	TE	5-11	230	Fr.-R	RS	Duncanville, Texas (Duncanville)
47	Jason Card	LB	6-0	223	Jr.	1L	Memphis, Tenn. (Ridgeway)
48	Qushaun Lee	LB	5-11	247	Jr.-R	2L	Prattville, Ala. (Prattville)
50	Brad Shearin	LB	6-0	235	So.	TR	Jonesboro, Ark. (Univ. of Arkansas)
51	Cade Oliver	DS	6-3	220	Sr.-R	1L	Mansfield, Texas (Kilgore (TX) JC)
52	Quanterio Heath	LB	6-2	210	Fr.-R	RS	Rison, Ark. (Rison)
53	Ben Gallagher	LB	6-0	200	Fr.	HS	Kansas City, Mo. (Pembroke)
55	Xavier Woodson	LB	6-1	214	Fr.	HS	Eufaula, Ala. (Eufaula)
57	Troy Wyche	LB	5-11	211	Fr.	HS	Riverdale, Ga. (Riverdale)
58	Tyler Greve	OL	6-4	301	Jr.-R	2L	Jonesboro, Ark. (Jonesboro)
59	Jake Campbell	OL	6-6	331	Sr.-R	3L	Belleville, Ill. (Belleville East)
60	Steven Haunga	OL	6-2	317	Sr.-R	1L	Richmond, Calif. (College of the Canyons (CA))
61	Colton Jackson	OL	6-4	276	Fr.-R	RS	Ozark, Ark. (Ozark)
63	Cliff Mitchell	OL	6-5	284	Sr.-R	3L	Jasper, Texas (Jasper)
67	Aaron Williams	OL	6-5	320	Sr.-R	1L	Moss Point, Miss. (Ariz. Western College)
68	Bryce Giddens	OL	5-11	300	So.	1L	Moultrie, Ga. (Colquitt County)
69	Alan Wright	OL	6-2	307	Jr.-R	2L	Cave City, Ark. (Cave City)
70	Clifford Thomas	OL	6-2	280	Fr.	HS	Marion, Ark. (Marion)
71	Steven Stevens	OL	6-4	296	So.-R	1L	Bay Minette, Ala. (Baldwin County)
72	Brennan Tutor	OL	6-4	269	Jr.	TR	Pontotoc, Miss. (Itawamba (MS) CC)
73	Travis Bodenstein	OL	6-4	308	So.-R	RS	Springdale, Ark. (Kansas)
74	Devin Mondie	OL	6-5	291	Fr.-R	RS	Olive Branch, Miss. (Olive Branch)
75	Robert Maxwell	OL	6-3	283	Fr.-R	RS	Little Rock, Ark. (Parkview)
76	Austin Moreton	OL	6-1	318	Fr.-R	RS	Fort Smith, Ark. (Southside)
77	Dexter Blackmon	DL	6-4	268	Sr.	1L	Selma, Ala. (Coffeyville (Kan.) CC)
78	Adam Whalen	OL	6-6	250	Fr.	HS	Lancaster, Calif. (Eastside)
79	Jemar Clark	OL	6-6	304	Fr.-R	RS	McCrary, Ark. (McCrary)
80	William Boyd	WR	6-1	202	Jr.-R	1L	Cave City, Ark. (Cave City)
81	Carl Lee Jr.	WR	6-2	202	Fr.	HS	Mobile, Ala. (McGill-Toolen)
82	Warren Leapheart	TE	6-5	242	Fr.-R	RS	Morrilton, Ark. (Morrilton)
83	Dexter Samuel	TE	6-2	225	Sr.-R	1L	Hampton, Ark. (Hampton)
84	Dijon Paschal	WR	6-1	196	Fr.	HS	Tallassee, Ala. (Tallassee)
85	Justin Lovell	WR	6-2	213	Fr.-R	RS	Newark, Ark. (Cedar Ridge)
86	Jerry Moorehead	TE	6-4	209	Fr.	HS	Camden Ark. (Camden Fairview)
87	Kenneth Rains	TE	6-4	260	Jr.-R	2L	Hot Springs, Ark. (Lake Hamilton)
88	Jonah Hill	TE	6-3	241	Fr.	HS	Springfield, Mo. (Hillcrest)
89	Taylor Mason	WR	6-0	178	So.-R	1L	Jonesboro, Ark. (Valley View)
90	Chris Odom	DE	6-3	234	Fr.	HS	Arlington, Texas (Martin)
91	Hunter Shantz	DL	6-3	219	Fr.-R	RS	Cape Girardeau, Mo. (Cape Central)
92	Darrius Rosser	DL	6-3	284	Fr.-R	RS	Marion, Ark. (Marion)
93	Darius Dunaway	DL	6-5	259	Sr.-R	3L	Monroe, La. (Carroll)
94	Markel Owens	DL	6-2	303	Jr.-R	2L	Jackson, Tenn. (Liberty Tech)
95	Lamarcus Cole	DL	6-2	230	Fr.-R	RS	Little Rock, Ark. (Hall)
96	John Gandy	DL	6-0	260	Sr.	1L	Houston, Texas (Blinn (Texas) College)
97	Amos Draper	DL	6-3	266	Sr.-R	3L	Tanner, Ala. (Tanner)
98	Ryan Carrethers	DL	6-2	330	Sr.-R	3L	Nashville, Tenn. (Brentwood Academy)
99	Jabari Mathieu	DE	6-2	237	Jr.	TR	Gardena, Calif. (El Camino (CA) College)
	Zach Chrisler	DB	5-11	180	Fr.	HS	Walnut Ridge, Ark. (Walnut Ridge)
	J.T. Finley	DS	5-10	232	Fr.-R	RS	Fayetteville, Ark. (Fayetteville)
	Brandon Brockman						
	Tyler Hestand	OL	6-4	310	Fr.	HS	Paragould, Ark. (Paragould)
	Chris Hooks	OL	6-3	240	Fr.	HS	Stuttgart, Ark. (Stuttgart)
	Skyler Jones	OL	6-4	290	Fr.	HS	Paragould, Ark. (Greene County Tech)
	Noah Pearl	RB	5-11	159	Jr.	TR	Kansas City, Mo. (Univ. of South Dakota)
	C.J. Watson	DL	6-0	243	Fr.-R	RS	Monticello, Ark. (Warren)
	Allen Wesley	LB	6-3	220	Fr.-R	RS	Little Rock, Ark. (JA Fair)

ARKANSAS STATE FOOTBALL DEPTH CHART

(as of Oct. 27, 2013)

OFFENSE

LEFT TACKLE67, Aaron Williams (6-5, 320, Sr.-R, 1L)	79, Jemar Clark (6-6, 304, Fr.-R, RS)
LEFT GUARD60, Steven Haunga (6-3, 317, Sr.-R, 1L)	74, Devin Mondie (6-5, 291, Fr.-R, RS)
CENTER68, Bryce Giddens (6-0, 300, So., 1L)	58, Tyler Greve (6-4, 301, Jr.-R, 2L) OR 76, Austin Moreton (6-1, 318, Fr.-R, RS)
RIGHT GUARD63, Cliff Mitchell (6-5, 284, Sr.-R, 3L)	69, Alan Wright (6-2, 307, Jr.-R, 2L)
RIGHT TACKLE61, Colton Jackson (6-4, 276, Fr.-R, RS)	59, Jacob Campbell (6-6, 331, Sr.-R, 3L)
QUARTERBACK5, Adam Kennedy (6-5, 224, Sr., TR)	11, Phillip Butterfield (6-2, 216, Sr.-R, 3L) OR 9, Fredi Knighten (5-11, 189, So., 1L)
RUNNING BACK25, David Oku (5-10, 202, Sr., 1L)	21, Sirgregory Thornton (5-11, 215, Sr., 3L) OR 34, Michael Gordon (5-8, 187, So., 1L)
TIGHT END19, Darion Griswold (6-4, 264, So.-R, 1L) OR	87, Kenneth Rains (6-4, 260, Jr.-R, 2L) 82, Warren Leapheart (6-5, 242, Fr.-R, RS)
WR (H)23, J.D. McKissic (5-11, 193, So.-R, 1L)	4, R.J. Fleming (5-9, 180, Sr., 3L)
WR (Z)17, Allen Muse (6-4, 226, Sr., 3L)	1, Carlos McCants (5-11, 198, Sr.-R, 3L)
WR (X)7, Julian Jones (6-0, 202, Sr., 3L)	15, Tres Houston (6-2, 188, So.-R, RS)

DEFENSE

DEFENSIVE END ...37, Eddie Porter (6-2, 252, Sr., 1L)	90, Chris Odom (6-3, 234, Fr., HS)
NOSE TACKLE98, Ryan Carrethers (6-2, 330, Sr.-R, 3L)	77, Dexter Blackmon (6-4, 268, Sr., 1L) 94, Markel Owens (6-2, 303, Jr.-R, 2L)
DEFENSIVE TACKLE ..97, Amos Draper (6-3, 266, Sr.-R, 3L)	93, Darius Dunaway (6-6, 259, Sr.-R, 3L) 92, Darrius Rosser (6-3, 284, Fr.-R, RS)
DEFENSIVE END ...42, Chris Stone (6-3, 252, So.-R, 1L)	96, John Gandy (6-0, 260, Sr., 1L)
STINGER LB5, Kyle Coleman (6-1, 228, Jr., 2L)	52, Quanterio Heath (6-2, 210, Fr.-R, RS) OR 55, Xavier Woodson (6-1, 214, Fr., HS)
MIKE LB48, Qushaun Lee (5-11, 247, Jr.-R, 2L)	41, LaAngelo Albright (5-11, 218, Sr.-R, 3L) 33, Darius Buckley (5-10, 224, Jr.-R, 1L)
WOLF6, Frankie Jackson (5-9, 198, Jr.-R, 2L)	8, Charleston Girley (6-0, 196, So.-R, 1L) 26, DeKeathan Williams (6-1, 212, Fr.-R, RS)
CORNERBACK10, Artez Brown (6-0, 180, Jr., 2L)	16, TeDarius Turner (5-8, 166, So.-R, 1L)
ROVER27, Money Hunter (6-1, 193, Fr., HS) OR	29, Chris Humes (6-0, 207, So., 1L)
FREE SAFETY11, Sterling Young (6-2, 193, Jr.-R, 2L)	43, Raziel Valgis (6-0, 203, So., TR) OR 38, Jeremy Fulcher (5-11, 178, Fr., HS)
CORNERBACK3, Rocky Hayes (5-11, 177, So. 1L)	24, Andrew Tryon (5-10, 180, Jr.-R, 2L)

SPECIAL TEAMS

PLACEKICKER2, Brian Davis (5-11, 186, Sr., 3L)	15, Luke Ferguson (6-0, 210, So., 1L)
PUNTER15, Luke Ferguson (6-0, 210, So., 1L) OR	4, Paul Jones (6-2, 205, So.-R, TR)
KICKOFF RETURN23, J.D. McKissic (5-11, 193, So.-R, 1L)	25, David Oku (5-10, 202, Sr., 1L)
PUNT RETURN23, J.D. McKissic (5-11, 193, So.-R, 1L) OR	4, R.J. Fleming (5-9, 180, Sr., 3L) OR 3, Rocky Hayes (5-11, 177, So., 1L)
DEEP SNAPPER51, Cade Oliver (6-2, 220, Sr.-R, 1L)	45, Ryan Eustace (5-10, 190, Fr.-R, RS)
HOLDER8, Stephen Hogan (6-4, 210, So.-R, 1L)	

A-STATE FOOTBALL PRONUNCIATION GUIDE

LaAngelo Albright.....Luh-ANGELO	Devin Mondie.....MAHN-Dee
Travis BodensteinBode-In-STYNE	Allen Muse.....MUCE
Ryan Eustace.....YOU-Stuss	David Oku.....Oh-KOO
Steven Haunga.....HONG-uh	Markel Owens.....MAHR-Kell
Tres HoustonTrez	Kejuan Peque.....KEY-Whan PEAK
Colin JaniceJAN-iss	Raziel Valgis.....Rah-ZEEL
Qushaun LeeQUH-shawn	Marquis WalkerMahr-KEECE
Justin LovellLuv-UL	
Jabari MathieuMATH-You	

2013 ARKANSAS STATE FOOTBALL NOTES: Career Highs (Offense)

#1 CARLOS McCANTS, WR, SR.

Receptions5 vs. Northern Illinois (1-8-12)
Receiving Yards50 vs. Louisiana-Monroe (9-18-10)
Longest Reception54 vs. Alcorn State (9-22-12)
Receiving Touchdowns1 at Oregon (9-1-12)

#2 BRIAN DAVIS, K, SR.

Extra Point Attempts9 vs. UAPB (8-31-13)
Extra Points Made8, twice (last vs. UAPB (8-31-13)
Field Goals Attempted6 vs. UCA (9-24-11)
Field Goals Made6 vs. UCA (9-24-11)
Longest Field Goal47, twice (last at Louisiana-Lafayette, 10-23-12)
Points Scored23 vs. UCA (9-24-11)

#4 R.J. FLEMING, WR, SR.

Receptions8 at WKU (10-1-11)
Receiving Yards55 vs. Western Kentucky (11-13-10)
Longest Reception28 vs. Idaho (10-12-13)
Rushes3 vs. Louisville (10-2-10)
Rushing Yards24 vs. Louisville (10-2-10)
Longest Rush17 vs. Louisville (10-2-10)
Kickoff Returns3 at ULM (10-8-11)
Longest Kickoff Return81 at Navy (11-20-10)
Punt Returns2 vs. UAPB (8-31-13)
Punt Return Yards8 vs. UAPB (8-31-13)
Longest Punt Return8 vs. UAPB (8-31-13)

#4 PAUL JONES, P, FR.

Punts4, twice (last vs. UL Lafayette, 10-22-13)
Punt Yards162 vs. UL Lafayette (10-22-13)
Punt Average46.7 at Missouri (9-28-13)
Longest Punt53 at Missouri (9-28-13)
Punts Inside 203 vs. UL Lafayette (10-22-13)

#5, ADAM KENNEDY, QB, SR.

Pass Attempts46 at Missouri (9-28-13)
Completions37 at Missouri (9-28-13)
Passing Yards375 vs. Idaho (10-12-13)
Longest Pass80 vs. Idaho (10-12-13)
Passing Touchdowns4 vs. Idaho (10-12-13)
Rush Attempts16 at Memphis (9-21-13)
Rushing Yards74 at Auburn (9-7-13)
Rushing Touchdowns1 vs. UL Lafayette (10-22-13)
Longest Rush28 at Auburn (9-7-13)

#7, JULIAN JONES, WR, SR.

Receptions10 at Missouri (9-28-13)
Receiving Yards136 at Missouri (9-28-13)
Longest Reception80 vs. Idaho (10-12-13)
Receiving Touchdowns1, 10 times (last vs. Idaho, 10-12-13)
Kickoff Returns1, twice (last vs. UL Lafayette, 10-22-13)
Kickoff Return Yards25 at Auburn (9-7-13)
Longest Kickoff Return25 at Auburn (9-7-13)

#9 FREDI KNIGHTEN, QB, SO.

Pass Attempts2, three times (last at Memphis, 9-21-13)
Completions2, twice (last at Memphis, 9-21-13)
Passing Yards40 vs. Alcorn State (9-22-12)
Longest Pass33 vs. Alcorn State (9-22-12)
Passing Touchdowns1, twice (last at Memphis, 9-21-13)
Rushes7 vs. Middle Tennessee (12-1-12)
Rushing Yards101 vs. UAPB (8-31-13)
Longest Rush79 vs. UAPB (8-31-13)
Rushing Touchdowns2 vs. UAPB (8-31-13)

#11, PHILLIP BUTTERFIELD, QB, SR.

Pass Attempts7 at Auburn (9-4-10)
Completions5 at Auburn (9-4-10)
Passing Yards45 at Auburn (9-4-10)
Longest Pass33 vs. Middle Tennessee (11-2-10)
Passing Touchdowns1 vs. Middle Tennessee (11-2-10)
Rushes8 vs. Louisiana-Monroe (9-18-10)
Rushing Yards49 vs. Louisiana-Monroe (9-18-10)
Longest Rush23 vs. Louisiana-Monroe (9-18-10)
Rushing Touchdowns1 vs. Louisiana-Monroe (9-18-10)
Total Offense50 vs. Middle Tennessee (11-2-10)

#15 LUKE FERGUSON, K/P, SO.

Punts5 at Memphis (9-21-13)
Punt Yards231 at Memphis (9-21-13)
Punt Average49.0 at Auburn (9-7-13)
Longest Punt63 vs. Troy (9-12-13)
Punts Inside 202, twice (last vs. UL Lafayette, 10-22-13)

#15, TRES HOUSTON, WR, SO.

Receptions3 vs. Troy (9-12-13)
Receiving Yards12 vs. Troy (9-12-13)
Longest Reception9 at Auburn (9-7-13)

#17, ALLEN MUSE, WR, SR.

Receptions8 at Navy (11-20-10)
Receiving Yards158 vs. Troy (9-12-13)
Longest Reception61, twice (last at Louisiana-Lafayette, 9-11-10)
Receiving Touchdowns2 vs. Louisville (10-2-10)

#19 DARION GRISWOLD, TE, SO.

Receptions5, twice (last vs. Idaho, 10-12-13)
Receiving Yards89 vs. Idaho (10-12-13)
Longest Reception37 vs. Idaho (10-12-13)
Receiving Touchdowns2 vs. Idaho (10-12-13)

#21 SIRGREGORY THORNTON, RB, SR.

Rushes13 vs. Idaho (10-12-13)
Rushing Yards112 vs. UAPB (8-31-13)
Longest Rush40 vs. Memphis (9-10-11)
Rushing Touchdowns2 vs. UAPB (8-31-13)
Receptions4 at Indiana (10-16-10)
Receiving Yards54 at Indiana (10-16-10)
Longest Reception22 at Indiana (10-16-10)
Receiving Touchdowns1 at Indiana (10-16-10)

#23 J.D. McKISSIC, WR, SO.

Receptions15, J.D. McKissic at Missouri (9-28-13)
Receiving Yards138 at Troy (11-17-12)
Longest Reception74 at Florida International (10-4-12)
Receiving Touchdowns1, seven times (last vs. Idaho, 10-12-13)
Rushes4 at Missouri (9-28-13)
Rushing Yards36 at Missouri (9-28-13)
Longest Rush32 at Missouri (9-28-13)
Rushing Touchdowns1 vs. UAPB (8-31-13)
Kickoff Returns3 at Memphis (9-21-13)
Kickoff Return Yards125 vs. Idaho (10-12-13)
Longest Kickoff Return38 at Memphis (9-21-13)
Punt Returns5 vs. Idaho (10-12-13)
Punt Return Yards48 vs. Idaho (10-12-13)
Longest Punt Return19 vs. Idaho (10-12-13)

#25 DAVID OKU, RB, SR.

Rushes25 vs. Memphis (9-8-12)
Rushing Yards131 vs. ULM (11-8-12)
Longest Rush40 at Troy (11-17-12)
Rushing Touchdowns3, twice (last vs. ULM, 11-8-12)
Receptions6 at Auburn (9-7-13)
Receiving Yards70 at Auburn (9-7-13)
Longest Reception43 at Troy (11-17-12)
Kickoff Returns4 at Oregon (9-1-12)
Kickoff Return Yards71 at Oregon (9-1-12)
Longest Kickoff Return22 at Oregon (9-1-12)

#28 KENDRICK DANIELS, RB, FR.

Rushes7 vs. UAPB (8-31-13)
Rushing Yards21 vs. UAPB (8-31-13)
Longest Rush6 vs. UAPB (8-31-13)

#34 MICHAEL GORDON, RB, SO.

Rushes7 vs. UL Lafayette (10-22-13)
Rushing Yards102 vs. UAPB (8-31-13)
Longest Rush91 vs. UAPB (8-31-13)
Receptions2 at Memphis (9-21-13)
Longest Reception48 vs. UAPB, 8-31-13
Receiving Yards48 vs. UAPB (8-31-13)
Kickoff Returns1, three times (last vs. Troy, 9-12-13)
Kickoff Return Yards33 vs. Kent State (1-6-13)
Longest Kickoff33 vs. Kent State (1-6-13)

#39 MARQUIS WALKER, RB, FR.

Rushes11 vs. UAPB (8-31-13)
Rushing Yards34 vs. UAPB (8-31-13)
Longest Rush14 vs. UAPB (8-31-13)

#34 MICHAEL GORDON, RB, SO.

Rushes8 vs. Troy (9-12-13)
Rushing Yards115 vs. Troy (9-12-13)
Longest Rush91 vs. UAPB (8-31-13)
Rushing Touchdowns2 vs. Troy (9-12-13)
Receptions1, twice (last vs. UAPB, 8-31-13)
Longest Reception48 vs. UAPB, 8-31-13
Receiving Yards48 vs. UAPB (8-31-13)
Kickoff Returns1 vs. Kent State (1-6-13)
Kickoff Return Yards33 vs. Kent State (1-6-13)
Longest Kickoff33 vs. Kent State (1-6-13)

#87, KENNETH RAINS, TE, JR.

Receptions3 at Auburn (9-7-13)
Receiving Yards36 at Auburn (9-7-13)
Longest Reception25 at Auburn (9-7-13)

2013 ARKANSAS STATE FOOTBALL NOTES: Career Highs (Defense)

#3 ROCKY HAYES, CB, SO.

Tackles7 at Memphis (9-21-13)
 Tackles for Loss1 vs. UAPB (8-31-13)
 Pass break-ups2 vs. Idaho (10-12-13)
 Interceptions1, three times (last vs. UL Lafayette, 10-22-13)
 Rushes8 vs. Kent State (1-6-13)
 Rushing Yards86 at Louisiana-Lafayette (10-23-12)
 Longest Rush73 at Florida International (10-4-12)
 Rushing Touchdowns1 vs. Middle Tennessee (12-1-12)
 Receptions3 at Troy (11-17-12)
 Receiving Yards15 at North Texas (11-3-12)
 Longest Reception9 at North Texas (11-3-12)
 Kickoff Returns4, twice (last at Troy, 11-17-12)
 Kickoff Return Yards72 at Troy (11-17-12)
 Long Kickoff Return36 at Troy (11-17-12)
 Punt Returns2 at Louisiana-Lafayette (10-23-12)
 Punt Return Yards22 at Nebraska (9-15-12)
 Longest Punt Return22 at Nebraska (9-15-12)

#5 KYLE COLEMAN, LB, JR.

Tackles9 vs. Idaho (10-12-13)
 Tackles for Loss2 vs. Alcorn State (9-22-12)
 Fumbles Recovered1, twice (last at Missouri, 9-28-13)
 Pass Break-ups1 vs. Idaho (10-12-13)

#6 FRANKIE JACKSON, RB, SO.

Tackles4 vs. UL Lafayette (10-22-13)
 Tackles for Loss1, twice (last vs. Idaho, 10-12-13)
 Fumbles Forced1 at Memphis (9-21-13)
 Interceptions1 vs. Troy (9-12-13)
 Kickoff Returns3 vs. South Alabama (10-13-12)
 Kickoff Return Yards67 vs. South Alabama (10-13-12)
 Longest Kickoff Return27, twice (last vs. South Alabama, 10-13-12)

#8 CHARLESTON GIRLEY, DB, SO.

Tackles3, three times (last at Memphis, 9-21-13)
 Tackles for Loss0.5 vs. UAPB (8-31-13)
 Pass Break-ups1 at Auburn (9-7-13)

#10 ARTEZ BROWN, DB, JR.

Tackles7 vs. UL Lafayette (10-22-13)
 Tackles for Loss2 at Louisiana-Lafayette (10-23-12)
 Sacks1 at Louisiana-Lafayette (10-23-12)
 Pass break-up1, five times (last vs. UL Lafayette, 10-22-13)
 Fumble Recoveries1 at Auburn (9-7-13)
 Kickoff Returns2 at Illinois (9-3-11)
 Kickoff Return Yards27 at Illinois (9-3-11)
 Long Kickoff Return17 at Illinois (9-3-11)

#11 STERLING YOUNG, S, JR.

Tackles13 vs. ULM (11-8-12)
 Tackles For Loss1.5 vs. FIU (10-18-11)
 Sacks1 vs. FIU (10-18-11)
 Interceptions1, three times (last at North Texas, 11-3-12)
 Pass Break-up3 vs. ULM, 11-8-12
 Fumbles Recovered1, four times (last at Memphis, 9-21-13)

#16 TEDARIUS TURNER, CB, SO.

Tackles4 vs. UAPB (8-31-13)

#17 JEMARIS HART, CB, FR.

Tackles1 at Auburn (9-7-13)

#24 ANDREW TRYON, DB, JR.

Tackles6, twice (last vs. Troy, 9-12-13)
 Tackles for Loss1 at Auburn (9-7-13)
 Pass break-up3 at North Texas (11-3-12)
 Kickoff Returns4 vs. Northern Illinois (1-8-12)
 Kickoff Return Yards114 vs. Northern Illinois (1-8-12)
 Longest Kickoff Return60 at Florida Atlantic (11-5-12)

#27, MONEY HUNTER, DB, FR.

Tackles6 vs. UL Lafayette (10-22-13)
 Pass Break-ups1 vs. Idaho (10-12-13)

#29, CHRIS HUMES, DB, SO.

Tackles12 at Auburn (9-7-13)
 Tackles for Loss1, three times (last at Memphis, 9-21-13)
 Sacks1 at Memphis (9-21-13)
 Pass Break-ups1, twice (last vs. Idaho, 10-12-13)

#37, EDDIE PORTER, DE, SR.

Tackles8 vs. Troy (9-12-13)
 Tackles for Loss1.5 vs. Western Kentucky (9-29-12)
 Sacks1, twice (last at Louisiana-Lafayette, 10-23-12)
 Forced Fumbles1, four times (last at North Texas, 11-3-12)
 Fumble Recoveries1, twice (last vs. Troy, 9-12-13)

#41 LAANGELO ALBRIGHT, LB, SR.

Tackles4, twice (last vs. Alcorn State, 9-22-12)
 Tackles For Loss0.5, three times (last vs. UAPB, 8-31-13)
 Pass break-ups1 vs. UAPB (8-31-13)

#42, CHRIS STONE, DE, SO.

Tackles7 vs. UL Lafayette (10-22-13)
 Tackles for Loss2, four times (last vs. UAPB, 8-31-13)
 Sacks1, twice (last vs. UL Lafayette, 10-22-13)
 Interceptions1 at Louisiana-Lafayette (10-23-12)
 Forced Fumbles1 vs. UAPB (8-31-13)
 Pass break-ups1, five times (last vs. UL Lafayette, 10-22-13)

#43, RAZIEL VALGIS, DB, SO.

Tackles2 vs. UAPB (8-31-13)

#48 QUSHAUN LEE, LB, JR.

Tackles15, twice (last vs. Idaho, 10-12-13)
 Tackles For Loss2 vs. UAPB (8-31-13)
 Sacks0.5, twice (last vs. UAPB, 8-31-13)
 Interceptions1, three times (last vs. Florida International, 10-4-12)
 Pass Break-Ups2 vs. Kent State (1-6-13)
 Forced Fumbles1, four times (last at Auburn, 9-7-13)
 Fumble Recoveries1 at Nebraska (9-15-12)

#52, QUANTERIO HEATH, LB, FR.

Tackles3, twice (last at Memphis, 9-21-13)
 Tackles for Loss1.0 vs. UAPB (8-31-13)
 Sacks1.0 vs. UAPB (8-31-13)

#55, XAVIER WOODSON, LB, FR.

Tackles9 at Memphis (9-21-13)
 Pass Break-ups1 vs. UL Lafayette (10-22-13)

#77, DEXTER BLACKMON, DL, SR.

Tackles5 vs. Idaho (10-12-13)
 Tackles for Loss2 vs. Idaho (10-12-13)
 Sacks1 vs. Idaho (10-12-13)
 Interceptions1 vs. Middle Tennessee (12-1-12)

#90, CHRIS ODOM, FR., DE

Tackles2, twice (last vs. UL Lafayette, 10-22-13)
 Tackles for Loss1.0, twice (last vs. UL Lafayette, 10-22-13)
 Sacks1.0 vs. UL Lafayette (10-22-13)

#93, DARIUS DUNAWAY, DE, SR.

Tackles5 vs. UAPB (8-31-13)
 Tackles for Loss1.5 vs. UAPB (8-31-13)
 Sacks1.5 vs. UAPB (8-31-13)
 Forced Fumbles1 at Missouri (9-28-13)
 Pass Break-ups1 vs. Idaho (10-12-13)

#94, MARKEL OWENS, DL, JR.

Tackles3 at Oregon (9-1-12)
 Tackles for Loss1 at Missouri (9-28-13)

#96, JOHN GANDY, DE, SR.

Tackles3 vs. UAPB (8-31-13)
 Tackles For Loss1.5 vs. UAPB (8-31-13)
 Sacks1.0 vs. UAPB (8-31-13)

#97 AMOS DRAPER, DL, SR.

Tackles7 at Navy (11-20-10)
 Tackles For Loss3 at Troy (9-25-10)
 Sacks1, four times (last vs. ULM, 11-8-12)
 Fumbles Forced1, four times (last vs. Troy, 9-12-13)
 Fumbles Recovered1 vs. Middle Tennessee (11-2-10)
 Blocked Field Goals1 at Louisiana-Lafayette (9-11-10)
 Interceptions1 vs. Troy (9-12-13)

#98 RYAN CARRETHERS, DL, SR.

Tackles16 vs. UL Lafayette (10-22-13)
 Tackles for Loss2.0, twice (last vs. Troy, 9-12-13)
 Sacks1.5 vs. UAPB (8-31-13)
 Fumble Recoveries1 at Nebraska, 9-15-12

TEAM**SHUT OUT AN OPPONENT**

ASU: 12-1-12 vs. Middle Tennessee (45-0)

OPP: 11-1-08, No. 2 Alabama (35-0)

RUSHED FOR OVER 250 YARDS

ASU: 8-31-13 vs. UAPB (57 for 509 yards)

OPP: 10-22-13 vs. UL Lafayette (58 attempts for 265 yards)

RUSHED FOR OVER 300 YARDS

ASU: 8-31-13 vs. UAPB (57 for 509 yards)

OPP: 9-21-13 at Memphis (45 attempts for 329 yards)

PASSED FOR OVER 300 YARDS

ASU: 10-12-13 vs. Idaho (22-of-32 for 375 yards)

OPP: 9-12-13 vs. troy (36-of-58 for 504 yards)

HAD OVER 500 YARDS OF TOTAL OFFENSE

ASU: 10-12-13 vs. Idaho (565 yards: 375 pass, 190 rush)

OPP: 9-21-13 vs. Memphis (505 yards: 329 rush, 176 pass)

HAD OVER 600 YARDS OF TOTAL OFFENSE

ASU: 8-31-13 vs. UAPB (672 yards: 509 rush, 163 pass)

OPP: 9-12-13 vs. Troy (614 yards: 110 rush, 504 pass)

RECORDED 30 OR MORE FIRST DOWNS

ASU: 11-17-12 at Troy (33)

OPP: 9-12-13 vs. Troy (30)

FAILED TO RUSH FOR 100 YARDS

ASU: 10-22-13 vs. UL Lafayette (25 carries for 79 yards)

OPP: 8-31-13 vs. UAPB (31 for 12 yards)

FAILED TO PASS FOR OVER 100 YARDS

ASU: 10-22-13 vs. UL Lafayette (11 of 21 for 89 yards)

OPP: 9-22-12 vs. Alcorn State (14 of 27 for 32 yards)

HELD AN OPPONENT UNDER 200 YARDS TOTAL OFF.

ASU: 8-31-13 vs. UAPB (173 yards: 12 rush, 161 pass)

OPP: 10-22-13, UL Lafayette (168 yards: 79 rushing, 89 passing)

SCORED A SAFETY

ASU: 9-3-11 at Illinois

OPP: 11-3-12, at North Texas

SCORED 50 OR MORE POINTS

ASU: 8-31-13 vs. UAPB (62-11)

OPP: 9-1-12 at Oregon (57-34)

INDIVIDUAL**PLAYER RUSHED FOR 100 YARDS**

ASU: 9-12-13 vs. Troy, Michael Gordon (115 yards)

OPP: 10-22-13, Elijah McGuire (UL Lafayette), 10 carries for 110 yards)

10-22-13, Alonzo Harris (UL Lafayette), 29 carries for 105 yards)

PLAYER RUSHED FOR 200 YARDS

ASU: 9-6-08, Derek Lawson vs. TX Southern (18 for 209 yards)

OPP: 9-29-12, A. Andrews (Western Ky.), 29 carries for 215 yards)

TWO OR MORE PLAYERS RUSHED FOR 100 YARDS

ASU: 8-31-13 vs. UAPB: David Oku (124 yds), Sirgregory Thornton (112 yds), Michael Gordon (102 yds), Fredi Knighten (101 yds)

OPP: 10-22-13, Elijah McGuire (UL Lafayette), 10 carries for 110 yards)

10-22-13, Alonzo Harris (UL Lafayette), 29 carries for 105 yards)

TWO OR MORE PLAYERS WITH 100 YARDS RECEIVING

ASU: 12-28-13 at Missouri: Julian Jones (10 receptions for 136 yards) and J.D. McKissic (15 receptions for 117 yards)

OPP: 9-12-13 vs. Troy: Eric Thomas (6 receptions for 125 yards); Bryan Holmes (6 receptions for 117 yards)

PLAYER PASSED FOR 300 YARDS

ASU: 10-12-13, Adam Kennedy vs. Idaho (22-32-1 for 375 yards)

OPP: 9-12-13, Corey Robinson, Troy (30-51-3 for 371 yards)

PLAYER PASSED FOR 400 YARDS

ASU: 9-11-10, Ryan Aplin at UL Lafayette (25-45-1 for 438 yards)

OPP: 11-7-12, Corey Robinson, Troy (26-35-0 for 417 yards)

RETURNED A KICKOFF FOR A TOUCHDOWN

ASU: 2013, J.D. McKissic vs. Idaho (98 yards)

OPP: 10-11-08, Luther Ambrose, ULM (91 yards)

RETURNED A PUNT FOR A TOUCHDOWN

ASU: 9-27-07, Kevin Jones vs. Memphis (89 yards)

OPP: 11-3-07, L. Singleton, FIU (80 yards)

RETURNED AN INTERCEPTION FOR A TOUCHDOWN

ASU: 9-24-11, Sterling Young (vs. UCA) (31 yards)

OPP: 11-17-12, Brynden Trawick, Troy (70 yards)

RETURNED A FUMBLE FOR A TOUCHDOWN

ASU: 9-22-12, Ronnell Wright vs. Alcorn State (7 yards)

OPP: 8-31-13, Harris, UAPB (37 yards)

BLOCKED AN OPPONENT'S PUNT

ASU: 12-3-11, Qushaun Lee vs. Troy

OPP: 10-13-12, Maleki Harris (South Alabama)

RETURNED A BLOCKED PUNT FOR A TOUCHDOWN

ASU: 12-3-11, Qushaun Lee (block) and Don Jones (TD) vs. Troy (12 yards)

OPP: 9-8-12, Anthony Watson (block) and Teven Jones (TD), Memphis (0 yards)

RETURNED A BLOCKED FIELD GOAL FOR A TD

ASU: 2000, Hanis Bowens vs. North Carolina State (80 yards)

OPP: 2004, Terryl Fenton, UL-Lafayette (80-yards)

RUN FROM SCRIMMAGE OF 50 YARDS OR MORE

ASU: 9-12-13, Michael Gordon vs Troy (64 yards)

OPP: 10-22-13, Elijah McGuire (UL Lafayette), 70 yards

PASS FROM SCRIMMAGE OF 50 YARDS OR MORE

ASU: 10-12-13, 80 yards vs. Idaho (Adam Kennedy to Julian Jones)

OPP: 9-28-13, 68 yards at Missouri (J. Franklin to D. Green-Beckham)

MADE 50+ YARD FIELD GOAL

ASU: 9-10-11, 56 yards (Bobby Zalud vs. Memphis)

OPP: 9-23-06, 50 yards (T. Morstead, SMU)

2013 ARKANSAS STATE STARTING LINEUPS

OFFENSE

	QB	RB	WR	WR	WR/TE	TE	LT	LG	C	RG	RT
UAPB	Kennedy	Oku	McKissic	Jones	McCants	Griswold	Williams	Haunga	Giddens	Wright	Jackson
Auburn	Kennedy	Oku	McKissic	Jones	Muse	Griswold	Williams	Haunga	Giddens	Mitchell	Jackson
Troy	Kennedy	Oku	McKissic	Jones	Rains	Griswold	Williams	Haunga	Giddens	Mitchell	Jackson
Memphis	Kennedy	Oku	McKissic	Jones	Rains	Griswold	Williams	Haunga	Giddens	Mitchell	Jackson
Missouri	Kennedy	Oku	McKissic	Jones	Rains	Griswold	Williams	Haunga	Giddens	Mitchell	Jackson
Idaho	Kennedy	Oku	McKissic	Jones	Muse	Griswold	Williams	Haunga	Giddens	Mitchell	Jackson
UL Lafayette	Kennedy	Oku	McKissic	Jones	Muse	Rains	Williams	Haunga	Giddens	Mitchell	Jackson

DEFENSE

	DE	DT	NT	DE	SLB	MLB	WOLF/DT	CB	CB	Rover	FS
UAPB	Porter	Draper	Carrethers	Stone	Coleman	Lee	Girley	Brown	Hayes	Humes	Young
Auburn	Porter	Draper	Carrethers	Stone	Coleman	Lee	Girley	Brown	Hayes	Humes	Young
Troy	Porter	Draper	Carrethers	Stone	Coleman	Lee	Jackson	Brown	Tryon	Humes	Young
Memphis	Porter	Draper	Carrethers	Stone	Coleman	Heath	Blackmon	Brown	Hayes	Humes	Young
Missouri	Porter	Draper	Carrethers	Stone	Coleman	Lee	Jackson	Brown	Hayes	Hunter	Young
Idaho	Porter	Blackmon	Carrethers	Stone	Coleman	Lee	Jackson	Brown	Tryon	Hunter	Young
UL Lafayette	Porter	Blackmon	Carrethers	Stone	Woodson	Lee	Jackson	Brown	Tryon	Hunter	Young

2013 A-STATE LONG PLAYS (20+ YARDS)

Yds	Play	Opponent	Date	Qtr.
91	Gordon rush (TD)	UAPB	8-31	2
80	Kennedy pass to Jones (TD)	Idaho	10-12	1
79	Knighten rush	UAPB	8-31	2
64	Gordon rush (TD)	Troy	9-12	3
55	Kennedy pass to Muse (TD)	Troy	9-12	1
48	Kennedy pass to Gordon	UAPB	8-31	2
43	Kennedy pass to Muse	Troy	9-12	1
40	Kennedy pass to McKissic	Auburn	9-7	1
37	Kennedy pass to Griswold	Idaho	10-12	4
37	Kennedy pass to Jones	Missouri	9-28	2
32	McKissic rush	Missouri	9-28	1
31	Thornton rush (TD)	UAPB	8-31	3
30	Kennedy pass to Oku	Auburn	9-7	3
29	Houston pass to Griswold	Troy	9-12	1
29	Thornton rush	UAPB	8-31	3
28	Kennedy pass to Fleming	Idaho	10-12	3
28	Kennedy pass to McKissic	Missouri	9-28	3
28	Kennedy pass to McKissic	Troy	9-12	2
28	Kennedy rush	Auburn	9-7	3
27	Kennedy pass to Oku	Idaho	10-12	1
27	Kennedy pass to Muse	Troy	9-12	2
27	Kennedy rush	Auburn	9-7	4
25	Kennedy pass to Rains	Auburn	9-7	4
24	Kennedy pass to Jones	Idaho	10-12	3
23	Oku rush	UAPB	8-31	2
23	Kennedy pass to Jones	UAPB	8-31	1
22	Kennedy pass to Jones	Memphis	9-21	1
22	Kennedy pass to Oku	Auburn	9-7	2
22	Kennedy pass to Jones (TD)	UAPB	8-31	2
21	Kennedy pass to Jones	Missouri	9-28	2
21	Knighten rush (TD)	UAPB	8-31	1
20	Kennedy pass to Jones	Missouri	9-28	2
20	Kennedy pass to Griswold	Memphis	9-21	3
20	Kennedy pass to Gordon	Memphis	9-21	3
TOTAL: 33 90+: 1 80+: 2 70+: 3 60+: 4 50+: 5 40+: 8 30+: 13				

2013 ARKANSAS STATE SCORING DRIVES

	Plays	Yards	TOP (QTR)	Score
UAPB (9: 9 TD/0 FG)				
	7	60	2:40 (1)	Knighten 21-yard rush
	13	90	4:54 (1)	McKissic 14-yard rush
	8	94	2:19 (2)	Oku 2-yard rush
	2	80	0:35 (2)	Knighten 1-yard rush
	2	20	0:40 (2)	Oku 17-yard rush
	2	95	0:33 (2)	Gordon 91-yard rush
	3	49	1:08 (2)	Kennedy 22-yard pass to Jones
	8	75	3:22 (3)	Thornton 6-yard rush
	2	45	0:34 (3)	Thornton 31-yard rush
Auburn (3: 0 TD/3 FG)				
	14	58	4:43 (1)	Davis 34-yard field goal
	11	71	4:56 (3)	Davis 21-yard field goal
	4	-8	0:58 (3)	Davis 42-yard field goal
Troy (6: 6 TD/0 FG)				
	4	68	1:26 (1)	Kennedy 55-yard pass to Muse
	3	45	0:31 (1)	Oku 2-yard run
	8	75	2:30 (1)	Oku 3-yard run
	14	80	5:07 (3)	Gordon 11-yard run
	1	64	0:10 (3)	Gordon 64-yard run
	7	60	2:15 (4)	Knighten 13-yard run
Memphis (1: 1 TD/0 FG)				
	6	59	1:28 (1)	Knighten 15-yard pass to McKissic
Missouri (5: 1 TD/4 FG)				
	9	46	3:34 (1)	Davis 41-yard field goal
	10	76	3:30 (1)	Davis 21-yard field goal
	11	56	5:33 (2)	Kennedy 17-yard pass to Jones
	9	48	3:29 (3)	Davis 44-yard field goal
	14	59	5:54 (4)	Davis 33-yard field goal
Idaho (7: 5 TD/2 FG)				
	1	80	0:11 (1)	Kennedy 80-yard pass to Jones
	7	65	3:00 (1)	Kennedy 13-yard pass to McKissic
	16	67	6:51 (2)	Davis 38-yard field goal
	9	85	2:48 (2)	Kennedy 13-yard pass to Griswold
	4	54	1:31 (3)	Kennedy 1-yard pass to Griswold
	15	61	5:42 (4)	Davis 21-yard field goal
	7	73	2:50 (4)	Oku 3-yard run
Louisiana-Lafayette (1: 1TD/0 FG)				
	6	39	2:01 (2)	Kennedy 3-yard run

TOTAL SCORING DRIVES: 32

SCORING DRIVES TAKING TWO MINUTES OR LESS: 12 (38% of all drives)

SCORING DRIVES TAKING FOUR MINUTES OR LONGER: 8 (25% of all drives)

GAME 1

AUG. 31, 2013 | LIBERTY BANK STADIUM: 30,451
Arkansas State 62, Arkansas-Pine Bluff 11

Score by Quarters		1	2	3	4	Score
Arkansas State		14	34	14	0	62
UAPB		0	0	11	0	11

Team	Qtr	Time	Scoring play	Pys-Yds	TOP	Score
ASU	1	10:33	Knighen 21 yd run	7-60	2:40	7-0
ASU	1	02:13	McKissic 14 yd run	13-90	4:54	14-0
ASU	2	13:47	Oku 2 yd run	8-94	2:19	21-0
ASU	2	09:33	Knighen 1 yd run	2-80	0:35	27-0
ASU	2	07:23	Oku 17 yd run	2-20	0:40	34-0
ASU	2	04:26	Gordon 91 yd run	2-95	0:33	41-0
ASU	2	02:09	Jones 22 yd reception	3-49	1:08	48-0
ASU	3	11:38	Thornton 6 yd run	8-75	3:22	55-0
ASU	3	08:43	Thornton 31 yd run	2-45	0:34	62-0
UAPB	3	06:23	Harris 37 yd fumble rec	-	-	62-8
UAPB	3	02:12	Strickland 39 yd FG	8-29	2:13	62-11

TEAM STATISTICS		
	ASU	UAPB
First Downs	25	8
Net yards rushing	509	12
Net yards passing	163	161
Passes Comp-Att-Int	10-13-0	13-27-0
Total Net Yards	672	161
Fumbles: Number-Lost	2-2	2-0
Penalties: Number-Yards	2-15	8-48
Possession Time	29:20	30:40
Third Down Conversions	9 of 12	1 of 15
Sacks By: Number-Yards	6-46	0-0

INDIVIDUAL STATISTICS

RUSHING: UAPB - Smith, Jamie 10-36; Taylor 3-2; Young 2-minus 4; Anderson 16-minus 26; Carter 0-4. Arkansas State - Oku, David 16-124; Thornton, S. 9-112; Gordon, Michael 4-102; Knighten, Fredi 3-101; Walker, Marquis 11-34; McKissic, J.D. 3-22; Daniels, K. 7-21; Butterfield, P. 1-0; TEAM 3-minus 7. **PASSING:** UAPB - Anderson 13-26-0-161; Strickland 0-1-0-0. Arkansas State - Kennedy, Adam 9-12-0-149; Butterfield, P. 1-1-0-14. **RECEIVING:** UAPB - Beverly 6-113; Bryant 2-24; Thomas 1-13; Johnson 1-12; Taylor 1-0; Eckwood 1-0; Smith, Jamie 1-minus 1. Arkansas State - Jones, Julian 2-45; Fleming, R.J. 2-31; McKissic, J.D. 2-3; Gordon, Michael 1-48; Griswold, D. 1-14; Muse, Allen 1-13; Rains, Kenneth 1-9. **INTERCEPTIONS:** UAPB - None. Arkansas State - None. **FUMBLES:** UAPB - Anderson 2-0. Arkansas State-Daniels, K. 1-1; Fleming, R.J. 1-1.



JONESBORO, Ark. (8/31/13) – Four Arkansas State players rushed for over 100 yards as the Red Wolves cruised to a 62-11 season-opening victory over Arkansas-Pine Bluff (UAPB) in front of 30,451 spectators at Liberty Bank Stadium in Jonesboro, Ark.

Senior David Oku paced A-State with a game-leading 124 yards rushing while senior Sirgregory Thornton ran for 112 yards, sophomore Michael Gordon with 102, and sophomore Fredi Knighten had 101 yards as the Red Wolves tied a NCAA Division I FBS record for most players on one team gaining at least 100 yards.

Arkansas State, which is 1-0 on the season with the victory, snapped three-game losing string in season openers as the Red Wolves put on an impressive offensive performance against UAPB (0-1) with a team 509-rushing yards output in their first home season-opening contest since 2009. A-State's 509 rushing yards in the game represented the fifth time in which the Red Wolves have reached the 500-yard plateau in a contest.

UAPB came into the first-ever meeting with A-State as the defending Southwestern Athletic Conference Champions and the preseason favorite to win the SWAC Western Division title.

Arkansas State dominated the first half as the Red Wolves scored 48 unanswered points while rolling up 480 yards in total offense, including 344 on the ground, to hold a commanding 48-0 at halftime.

The Red Wolves led 14-0 after the first quarter on touchdowns runs by quarterback Fredi Knighten and redshirt sophomore wide receiver J.D. McKissic. Knighten's 21-yard scoring run at 10:33 on Arkansas State's opening possession capped a seven-play, 60-yard scoring drive giving the home team a 7-0 lead. A-State added its second score of the game as McKissic went into the end zone from 14 yards out with 2:13 remaining in the opening frame.

Arkansas State continued its dominance in the second quarter by erupting for 34 consecutive points with all but one TD coming on the ground. David Oku scored his first of two TD's in the stanza on a two-yard scamper at 13:47 to give A-State a 21-0 lead after senior quarterback Adam Kennedy hooked up with running Michael Gordon on a 48-yard pass. Fredi Knighten broke through the UAPB defense on the ensuing play for a 79-yard gain to the UAPB one-yard line before netting the score on a one-yard keeper with 9:33 remaining. Oku would hit paydirt again for the sec-

ond time on a 17-yard rush as the Red Wolves extended their lead to 34-0.

UAPB's threatened to score midway thru the quarter as the Golden Lions moved the ball down to the A-State five-yard line, but turned the ball over on downs as quarterback Benjamin Anderson's pass on fourth down was incomplete. On the next A-State possession, Michael Gordon broke a tackle on the second play and outraced all defenders down the sideline for a 91-yard TD run to make it 41-0. The Red Wolves' final score before the half occurred with 2:09 left as Adam Kennedy connected with senior wideout Julian Jones on 22-yard TD pass play. Michael Gordon (102 yards) and Fredi Knighten (101 yards) combined for 203 rushing yards through the first half.

Arkansas State picked up right where it left off to start the second half as the RedWolves scored two third-quarter TD runs by running back Sirgregory Thornton, covering six and 31 yards, respectively. UAPB, trailing 62-0, would get its first points of the game with 6:23 to go in the stanza as the Golden Lions' Jer-ryan Harris scored on a 37-yard fumble recovery. UAPB came back to score again in the frame on a 39-yard Tyler Strickland field goal with just over two minutes in the third to account for the final margin.

The Red Wolves generated a program fifth-best 509 rushing yards and averaged 8.9 yards per carry to account for the bulk of their 672 total offensive yardage. A-State also totaled 163 yards in passing. ASU's defense held UAPB in check by limiting the Golden Lions to 173 yards of total offense, which consisted of 12 rushing yards and 161 through the air.

Adam Kennedy was nine-of-12 in the air for 149 yards in his A-State debut as seven different receivers caught at least a pass. UAPB's Benjamin Anderson threw for 161 yards on 13-of-26 passing with Dezmond Beverly on the receiving end of six aerials for 113 yards.

Defensively for A-State, senior tackle Ryan Carrethers posted a team-high eight tackles while junior middle linebacker Qushaun Lee contributed seventackles. Jer-ryan Harris was tops for UAPB with a game-leading 14 tackles to go with his TD fumble recovery.

GAME 2

SEPT. 7, 2013 | JORDAN-HARE STADIUM: 83,246

Auburn 38, Arkansas State 9

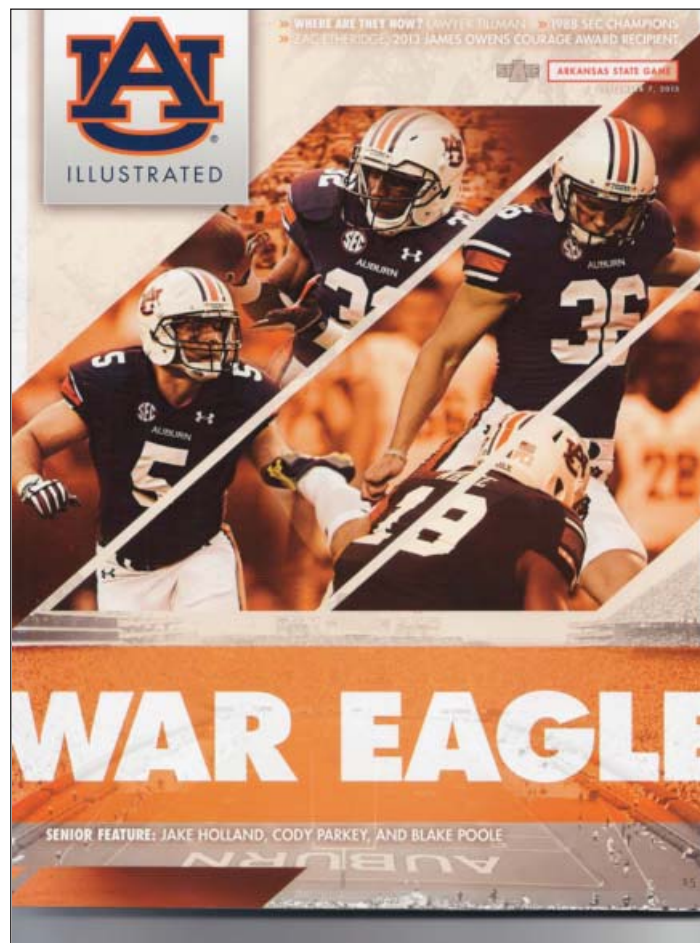
Score by Quarters		1	2	3	4	Score
Arkansas State		3	0	6	0	9
Auburn		14	7	7	10	38

Team	Qtr	Time	Scoring play	Pys-Yds	TOP	Score
Auburn	1	11:37	Davis 8 yd reception	10-67	3:23	0-7
ASU	1	06:54	Davis 34 yd FG	14-58	4:43	3-7
Auburn	1	03:56	Grant 17 yd run	8-85	2:49	3-14
Auburn	2	02:20	Coates 68 yd reception	3-80	1:05	3-21
ASU	3	09:58	Davis 21 yd FG	11-71	4:56	6-21
ASU	3	07:53	Davis 42 yd FG	4-(-8)	0:58	9-21
Auburn	3	01:14	Mason 11 yd run	8-54	2:54	9-28
Auburn	4	08:46	Parkey 35 yd FG	11-62	5:12	9-31
Auburn	4	01:43	Artis-Payne 12 yd run	7-55	2:34	9-38

TEAM STATISTICS		
	ASU	Auburn
First Downs	24	23
Net yards rushing	150	301
Net yards passing	272	167
Passes Comp-Att-Int	29-41-0	11-19-0
Total Net Yards	422	468
Fumbles: Number-Lost	2-1	2-1
Penalties: Number-Yards	6-53	9-91
Possession Time	32:54	27:06
Third Down Conversions	8 of 18	7 of 14
Sacks By: Number-Yards	0-0	2-14

INDIVIDUAL STATISTICS

RUSHING: Arkansas State - Kennedy, Adam 12-74; Oku, David 16-48; Knighten, Fredi 4-24; McKissic, J.D. 1-12; Thornton, S. 2-minus 1; Gordon, Michael 4-minus 7. Auburn - C. Artis-Payne 19-102; Tre Mason 14-99; Nick Marshall 8-53; Corey Grant 7-40; J. Wallace 2-7. **PASSING:** Arkansas State - Kennedy, Adam 29-41-0-272. Auburn-Nick Marshall 10-17-0-147; TEAM 0-1-0-0; J. Wallace 1-1-0-20. **RECEIVING:** Arkansas State - Jones, Julian 7-29; Oku, David 6-70; Griswold, D. 5-46; Rains, Kenneth 3-36; McKissic, J.D. 2-45; Fleming, R.J. 2-14; Houston, Tres 1-9; Gordon, Michael 1-9; Muse, Allen 1-7; Thornton, S. 1-7. Auburn-Jay Prosch 3-31; Trovon Reed 2-24; Marcus Davis 2-23; Sammie Coates 1-68; Jaylon Denson 1-17; Tre Mason 1-6; Ricardo Louis 1-minus 2. **INTERCEPTIONS:** Arkansas State - None. Auburn-None. **FUMBLES:** Arkansas State - Oku, David 1-0; Kennedy, Adam 1-1. Auburn -Marcus Davis 1-0; Nick Marshall 1-1.



139 to go with 143 yards on the ground.

Trailing 21-3 at halftime, Arkansas State came out in the third quarter by scoring six unanswered points on a pair of Brian Davis field goals to close within 21-9. Davis booted a 21-yarder at 9:58 to finish an 11-play, 71-yard drive, which was set up on quarterback keepers of 28 yards by Kennedy and 17 yards from sophomore Fredi Knighten. Auburn would turn the ball over on its possession as A-State junior cornerback Artez Brown recovered a Nick Marshall fumble on a third-and-11 situation with under nine minutes to go at the AU 17-yard line and the Red Wolves would capitalize as Brian Davis made a 42-yard field goal with 7:53 left in the quarter. Auburn accounted for the final points of the stanza on an 11-yard TD run by running back Tre Mason with over a minute left to claim a 28-9 lead after three quarters.

In the fourth quarter, Auburn tacked on 10 more points with a field goal and a TD. Cody Parkey split the uprights from 35 yards out with 8:46 remaining and running back Cameron Artis-Payne, who ran for a game-high 102 yards, would score on a 12-yard run at 1:43 to wrap up the scoring.

A-State rolled up 24 first downs and 422 total offensive yards while Auburn had 23 first downs to go with 468 yards in total offense. Adam Kennedy led the Red Wolves with 74 rushing yards on 12 attempts to go with 29-of-41 in passing for 272 yards. Senior running back David Oku ran for 48 yards on 16 carries and had six receptions for 70 yards. Kennedy's favorite target was senior wideout Julian Jones, who caught a game-high seven passes for 29 yards. Darion Griswold totaled five grabs for 46 yards.

For Auburn, Nick Marshall threw for 147 yards and two TD's on 10-of-17 passing and also ran for 53 yards. Tre Mason chalked up 99 yards on the ground as the Tigers finished with 301 as a team.

Sophomore rover Chris Humes and junior free safety Sterling Young topped A-State defensively with 12 (nine solos) and 10 tackles (seven solos), respectively. Junior middle linebacker Qushaun Lee and senior nose tackle Ryan Carrethers contributed seven stops apiece. Cornerback Chris Davis' 10 tackles (seven solos) led Auburn defense, which limited Arkansas State to 150 rushing yards.

AUBURN, Ala. (9/7/13) – Arkansas State saw its nation's second-longest nine-game winning streak come to an end as the Red Wolves suffered a 38-9 loss to the Auburn Tigers in front of a crowd of 83,246 at AU's Jordan-Hare Stadium in Auburn, Ala.

Arkansas State, which is now 1-1 on the season, battled Auburn (2-0) the entire game but the Tigers controlled the play on both sides of the ball for the majority of the non-league contest. The A-State setback was the Red Wolves' first since a 26-13 home conference loss to Western Kentucky a season ago (9/29) and also snapped a four-game road winning streak.

Auburn started the game by scoring on its opening two possessions to claim a 14-3 lead with just under four minutes left in the first quarter. The Tigers stuck first at the 11:37 mark as quarterback Nick Marshall connected with wide receiver Marcus Davis on a third-down 18-yard scoring strike. A-State bounced back by tallying on its first possession as the Red Wolves marched 58 yards on 14 plays culminating in senior kicker Brian Davis' 34-yard field goal at 6:54 to make the score 7-3. A 16-yard pass from senior quarterback Adam Kennedy to sophomore tight end Darion Griswold highlighted the A-State's initial scoring drive.

On its next possession, Auburn found paydirt again when running back Corey Grant scampered 17 yards into the end zone putting the Tigers up 14-3 with 3:56 on the clock. A-State took the ensuing kickoff and would get into Auburn territory, which was aided by a 40-yard Kennedy pass completion to sophomore wide receiver J.D. McKissic. The Red Wolves' drive would stall at the AU 20-yard line on an unsuccessful fourth-and-one rush.

A-State was able to keep Auburn off the scoreboard until 2:20 remaining in the second quarter as the Tigers went up 21-3 following Nick Marshall's 68-yard TD pass to sophomore wide receiver Sammie Coates. At the half, the Red Wolves compiled 161 passing yards while the Tigers had

GAME 3

SEPT. 12, 2013 | LIBERTY BANK STADIUM: 26,012

Arkansas State 41, Troy 34

Score by Quarters		1	2	3	4	Score
Arkansas State		20	0	14	7	41
Troy		7	14	7	6	34

Team	Qtr	Time	Scoring play	Pys-Yds	TOP	Score
ASU	1	07:50	Muse 55 yd reception	4-68	1:26	7-0
ASU	1	06:31	Oku 2 yd run	3-45	0:31	13-0
Troy	1	04:38	Chunn 1 yd run	6-75	1:53	13-7
ASU	1	02:08	Oku 3 yd run	8-75	2:30	20-7
Troy	2	14:47	Anthony 2 yd run	7-80	2:13	20-14
Troy	2	00:06	Thomas 3 yd reception	7-43	1:27	20-21
ASU	3	08:35	Gordon 11 yd run	14-80	5:07	27-21
Troy	3	07:02	Holmes 58 yd reception	4-83	1:27	27-28
ASU	3	03:50	Gordon 64 yd run	1-64	0:10	34-28
Troy	4	12:18	Worthy 53 yd reception	7-80	2:29	34-34
ASU	4	03:56	Knighten 13 yd run	7-60	2:15	41-34

TEAM STATISTICS		
	ASU	Troy
First Downs	26	30
Net yards rushing	228	110
Net yards passing	311	504
Passes Comp-Att-Int	21-35-0	36-58-3
Total Net Yards	539	614
Fumbles: Number-Lost	0-0	1-0
Penalties: Number-Yards	9-70	3-30
Possession Time	26:35	33:25
Third Down Conversions	11 of 22	9 of 17
Sacks By: Number-Yards	2-18	2-7

INDIVIDUAL STATISTICS

RUSHING: TROY - Anthony, Deon 16-87; Chunn, Jordan 9-23; Burks, Brandon 9-20; White, Daron 1-minus 2; Robinson, Corey 2-minus 18. Arkansas State - Gordon, Michael 8-115; Oku, David 21-74; Knighten, Fredi 3-24; Kennedy, Adam 6-17; Thornton, S. 1-3; McKissic, J.D. 1-2; TEAM 3-minus 7. **PASSING:** TROY - Robinson, Corey 30-51-3-371; Anthony, Deon 5-6-0-110; Chitty, B.J. 1-1-0-23. Arkansas State - Kennedy, Adam 20-34-0-282; Houston, Tres 1-1-0-29. **RECEIVING:** TROY - Thomas, Eric 6-125; Holmes, Bryan 6-117; Burks, Brandon 6-31; Worthy, C. 4-95; Anthony, Deon 3-37; Chitty, B.J. 3-18; Edenfield, K.D. 2-26; Payton, Felton 2-16; Van Hooser, W. 1-20; Williams, Chris 1-12; Lee, Jarod 1-4; Chunn, Jordan 1-3. Arkansas State - Jones, Julian 8-65; Muse, Allen 6-158; Houston, Tres 3-12; Griswold, D. 2-40; McKissic, J.D. 1-28; Oku, David 1-8. **INTERCEPTIONS:** TROY - None. Arkansas State - Jackson, F. 1-19; Hays, Rocky 1-0; Draper, Amos 1-0. **FUMBLES:** TROY - Burks, Brandon 1-1. Arkansas State - None.



JONESBORO, Ark. (9/12/13) – A 13-yard touchdown run by Arkansas State's Fredi Knighten with just under four minutes remaining coupled with four Troy turnovers led the Red Wolves to a 41-34 Sun Belt Conference (SBC) opening win over Troy this Thursday night (Sept. 12) in front of 26,012 fans at A-State's Liberty Bank Stadium in Jonesboro, Ark.

Arkansas State (2-1; 1-0 SBC) bolted out to a 20-7 first-quarter lead in the ESPN televised contest before Troy (2-1, 0-1 SBC) answered by scoring 14 straight second-quarter points to lead 21-20 at the half. The second half featured three lead changes with the Red Wolves snapping a 34-all deadlock late in the game to win their eighth consecutive conference outing dating back to last season.

Troy would have the game's first scoring chance, but was able to cash in as kicker Will Scott's field goal attempt from 49 yards out fell short. The Red Wolves took possession on their 32-yard line and moved the ball down the field to the A-State 45-yard line before senior quarterback Adam Kennedy lofted a pass toward the right sideline into the hands of senior wide receiver Allen Muse for a 55-yard touchdown at 7:50 to cap a four-play, 68-yard scoring drive. A-State would increase its lead to 13-0 as senior running back David Oku found the end zone on a two-yard slant with 6:31 left in the opening quarter, finishing a 45-yard drive covering three plays. A 29-yard halfback pass from sophomore wideout Tres Houston to sophomore tight end Darion Griswold followed by a 14-yard Oku rush set up the A-State's second score after senior defensive tackle Amos Draper intercepted Troy quarterback Corey Robinson's pass, which was initially tipped at the line of scrimmage by senior defensive tackle Dexter Blackmon.

The Trojans rallied on their next possession, cutting A-State's lead to 13-7 as running back Jordan Chunn tallied on a one-yard TD plunge with 4:38 remaining in the first quarter. However, the Red Wolves would get erase those Troy points as David Oku lined up as quarterback in the Wildcat formation and outraced the Troy defenders to the goal line for a three-yard score to cap a 75-yard drive putting the hosts up 20-7 at the quarter's 2:08 mark. A 43-yard Adam Kennedy aerial to Allen Muse on the previous play set up the A-State touchdown as the hosts lead by 13 (20-7) after 15 minutes of action.

A two-yard TD keeper by backup signal-caller Deon Anthony 13 seconds into the second quarter narrowed Troy's deficit to 20-14, which was aided by an A-State pass interference call giving the Trojans a first-and-goal situation at the two-yard line. A-State maintained the lead until six seconds left in the stanza when Robinson connected with wide receiver Eric Thomas on a three-yard TD pass to claim a 21-20 halftime advantage. The Trojans received the ball with 1:33 left in the quarter and proceeded to march 43 yards in seven plays culminating in the score.

Arkansas State regained the lead in the third quarter at 27-21 as sophomore running back Michael Gordon took a David Oku handoff in the Wildcat formation and dashed 11 yards to paydirt at the 8:35 mark to conclude a 14-play, 80-yard drive. But Troy would strike back less than

two minutes later as Corey Robinson hooked up with wide receiver Bryan Holmes on a 58-yard strike as the Trojans took a 28-27 lead with 7:02 on the clock. The Red Wolves would erase the deficit on one play, a 64-yard TD run by Michael Gordon as the hosts would go back out in front 34-28. Gordon netted his second TD of the night as A-State's blockers created an opening in Troy's interior line as Gordon ran untouched into the end zone with 3:50 left on the board.

Troy managed to tie the contest at 34-apiece with 12:18 to be played as Deon Anthony hit wideout Chandler Worthy on a 53-yard scoring pass, but the Red Wolves caught a break as Will Scott missed the extra-point attempt. On the ensuing possession, A-State went three and out as Troy gained the ball at its own 18-yard line and drove into Red Wolves' territory to the ASU 43 before sophomore cornerback Rocky Hayes picked off a Corey Robinson pass at the A-State 40-yard line. The Red Wolves proceeded to capitalize on another of Troy's four turnovers in the contest as Fredi Knighten, a sophomore, recorded the game-winning score on a 13-yard quarterback keeper with 3:56 left to be played. Troy would use up most of the time remaining, starting from its 25-yard line and moving the ball all the way down to the A-State 26 to potentially create a scoring opportunity. But, the A-State defense rose to the occasion once again as junior Frankie Jackson intercepted Robinson at the six-yard line and returned the ball to the Red Wolves' 25-yard line as the home team ran off the final 55 seconds.

The conference opener featured a combined 1,153 yards in total offense as Troy racked up 614 of those yards to A-State's 539-yards output. The Red Wolves produced 228 yards on the ground and 311 in the air while the Trojans garnered 504 passing yards to go with 110 rushing yards. Individually, Adam Kennedy completed 20-of-34 for 282 yards and a TD with senior wide receiver Julian Jones catching a game-high eight for 65 yards. Allen Muse turned in his best performance at A-State by amassing 158 receiving yards on six grabs. Michael Gordon paced the Red Wolves' ground assault with a game-leading 115 rushing yards and two TD's on eight carries while David Oku ran for 74 along with two TD's on 21 attempts. For Troy, Corey Robinson passed for 371 yards and a pair of TD's on 30-of-51 passing but threw two interceptions. The Trojans' other quarterback, Deon Anthony was five-of-six for 110 yards and a TD. Eric Thomas and Bryan Holmes were both on the receiving end of six passes for 125 and 117 yards, respectively.

Defensively, junior linebacker Qushaun Lee's 12 tackles (six solos) led all players. Senior defensive end Eddie Porter notched eight stops and a fumble recovery while senior defensive tackle Ryan Carrethers, junior linebacker Kyle Coleman, and sophomore rover Chris Humes had seven tackles apiece. Amos Draper, Rocky Hayes, and Frankie Jackson all collected a pass theft.

GAME 4

SEPT. 21, 2013 | LIBERTY BOWL MEMORIAL STADIUM: 36,279
Memphis 31, Arkansas State 7

Score by Quarters		1	2	3	4	Score
Arkansas State		7	0	0	0	7
Memphis		14	10	7	0	31

Team	Qtr	Time	Scoring play	Pys-Yds	TOP	Score
Memphis	1	12:01	Hayes 6 yd run	7-77	2:59	0-7
Memphis	1	06:39	Lynch 6 yd reception	5-36	1:35	0-14
ASU	1	05:03	McKissic 15 yd reception	6-59	1:28	7-14
Memphis	2	09:52	Elliot 23 yd field goal	6-79	2:24	7-17
Memphis	2	05:25	Craft 5 yd run	4-34	2:12	7-24
Memphis	3	02:15	Warford 16 yd run	8-69	4:31	7-31

TEAM STATISTICS		
	ASU	Memphis
First Downs	17	23
Net yards rushing	74	329
Net yards passing	176	181
Passes Comp-Att-Int	22-39-1	17-26-0
Total Net Yards	255	505
Fumbles: Number-Lost	0-0	1-1
Penalties: Number-Yards	5-50	4-40
Possession Time	24:20	35:40
Third Down Conversions	4 of 15	6 of 14
Sacks By: Number-Yards	1-8	7-31

INDIVIDUAL STATISTICS

RUSHING: Arkansas State - Oku, David 12-45; Kennedy, Adam 16-24; Gordon, Michael 2-9; Knighten, Fredi 1-minus 4. Memphis - WARFORD, Marqui 11-173; HAYES, Brandon 18-114; DORCEUS, Dorola 5-24; LYNCH, Paxton 4-14; STEIB, Jai 3-8; TEAM 1-minus 1; CRAFT, Sam 3-minus 3. **PASSING:** Arkansas State-Kennedy, Adam 20-37-1-166; Knighten, Fredi 2-2-0-15. Memphis-LYNCH, Paxton 17-26-0-176; CRAFT, Sam 0-0-0-0. **RECEIVING:** Arkansas State - Jones, Julian 6-59; McKissic, J.D. 5-23; Muse, Allen 3-29; Gordon, Michael 2-20; Oku, David 2-15; Griswold, D. 1-20; Rains, Kenneth 1-13; Fleming, R.J. 1-6; Hays, Rocky 1-minus 4. Memphis - CRAFT, Sam 3-32; CROSS, Alan 3-19; FRAZIER, Mose 2-35; HURD, Daniel 2-32; WARFORD, Marqui 2-6; CRAIG, Joe 1-27; MALONE, Keiwone 1-14; MILLESON, Jesse 1-6; JONES, Tevin 1-3; HAYES, Brandon 1-2. **INTERCEPTIONS:** Arkansas State - None. Memphis - MCCAIN, Bobby 1-0. **FUMBLES:** Arkansas State - None. Memphis-WARFORD, Marqui 1-1.

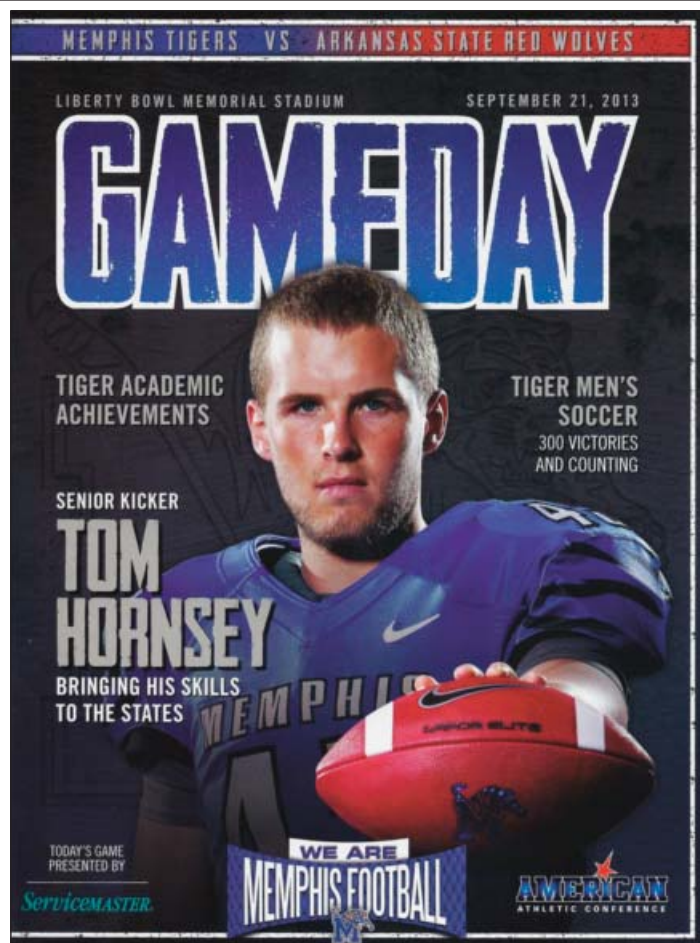
Memphis, Tenn. (9/21/13) – A quick start by Memphis with a 24-point output in the first half fueled the Tigers to a 31-7 win over Arkansas State at the Liberty Bowl Memorial Stadium.

Memphis scored on both its first two possessions of the contest to build up a 24-7 halftime advantage in a rivalry matchup before a crowd of 36,279 fans.

With the loss, A-State fell to 2-2 overall while Memphis picked up its first win of the season in improving its overall record to 1-2. The Red Wolves came into the game having won four of the last five series meetings and hadn't lost to the Tigers since 2008 with a 29-17 setback at Memphis.

The opening quarter saw Memphis score on its first two possessions with a pair of touchdowns to take a 14-0 lead eight minutes into the game. A six-yard TD run by senior running back Brandon Hayes put Memphis up 7-0 at the 12:01 mark and the Tigers would hit paydirt again on their next possession as a result of freshman quarterback Paxton Lynch hooking up with sophomore tight end Alan Cross for a six-yard TD scoring strike. Arkansas State sliced Memphis' lead in half at 14-7 on its next possession as sophomore wide receiver J.D. McKissic caught a 15-yard pass from sophomore quarterback Fredi Knighten and vaulted from four yards out into the Tigers' end zone followed by senior kicker Brian Davis' successful point after kick with 5:03 to go in the quarter. The A-State scoring drive took six plays and covered 59 yards. Three straight pass completions from senior quarterback Adam Kennedy to senior wideout Julian Jones, including the first of 22 yards, along with a 38-yard kickoff J.D. McKissic return help set up the Red Wolves' lone first-half score.

Memphis maintained the upper hand against A-State in the second quarter as the Tigers accounted for all of the stanza's scoring with 10 unanswered points to lead 24-7 at halftime. The Tigers' points came on freshman kicker Jake Elliot's 23-yard field goal with 9:52 left in the half and a five-yard TD run from freshman back Sam Craft at the 5:25 mark.



In the second half, Memphis tallied the game's final points as the Tigers increased their margin to 24 points (31-7) with 2:15 remaining in the third quarter following freshman running back Marquis Warford's 16-yard touchdown run.

Overall, Memphis rolled up 505 yards of total offense with 329 coming on the ground while Arkansas State produced 255 yards, 181 yards in passing and 74 in rushing. Adam Kennedy completed 20-of-37 balls and one TD for 166 yards despite facing constant pressure by the Tigers throughout the contest. A-State's Julian Jones caught six passes for 59 yards in the game to lead all receivers. For Memphis, Paxton Lynch hit on 17-for-26 of his passes for 176 yards while the Tigers also featured a pair of 100-yard rushers in the game, Marquis Warford with 173 yards on 11 carries and Brandon Hayes with 18 rush attempts for 114 yards. Both also recorded a touchdown in the non-league decision as the hosts converted five-of-seven chances in the redzone.

Freshman linebacker Xavier Woodson paced Arkansas State with nine tackles (five solos). Junior free safety Sterling Young finished with seven stops (seven solos) and had a fumble recover while sophomore cornerback Rocky Hayes (five solos) and sophomore rover Chris Humes (four solos) also supplied seven tackles apiece. Junior defensive end Martin Ifedi spearheaded the Memphis defense with a game-high 10 tackles (seven solos), including 2.5 sacks for 11 yards and 4.5 tackles for loss. Memphis finished with seven sacks for 31 yards in addition to three quarterback hurries and two pass breakups.

A bright spot for A-State was sophomore Luke Ferguson, who punted five times for 231 yards to post a 46.2 yards average which also included a long of 58 yards.

GAME 5

SEPT. 28, 2013 | FAUROT FIELD: 62,468

Missouri 41, Arkansas State 19

Score by Quarters		1	2	3	4	Score
Arkansas State		6	7	3	3	19
Missouri		7	7	6	21	41

Team	Qtr	Time	Scoring play	Pys-Yds	TOP	Score
ASU	1	10:41	Davis 41 yd field goal	9-46	3:34	3-0
ASU	1	03:35	Davis 21 yd field goal	10-76	3:30	6-0
Mizzou	1	02:00	Murphy 8 yd run	5-75	1:35	6-7
Mizzou	2	11:57	Green-Beckham 68 yd rec.	3-80	1:31	6-14
ASU	2	05:20	Jones 17 yd reception	11-56	5:33	13-14
ASU	3	11:31	Davis 44 yd field goal	9-48	3:29	16-14
Mizzou	3	03:39	Washington 5 yd rece.	9-94	6:35	16-20
Mizzou	4	13:25	Josey 1 yd run	9-87	3:18	16-27
ASU	4	07:31	Davis 33 yd field goal	14-59	5:54	19-27
Mizzou	4	05:06	Franklin 9 yd run	6-67	2:17	19-34
Mizzou	4	02:56	Green-Beckham 5 yd rec.	3-21	1:25	19-41

TEAM STATISTICS		
	ASU	Missouri
First Downs	25	23
Net yards rushing	117	239
Net yards passing	308	256
Passes Comp-Att-Int	37-47-1	21-30-0
Total Net Yards	425	495
Fumbles: Number-Lost	1-0	1-1
Penalties: Number-Yards	10-70	3-21
Possession Time	34:12	25:48
Third Down Conversions	10 of 20	3 of 7
Sacks By: Number-Yards	1-3	5-23

INDIVIDUAL STATISTICS

RUSHING: Arkansas State - McKissic, J.D. 4-36; Oku, David 19-36; Kennedy, Adam 12-26; Thornton, S. 5-21; Knighten, Fredi 1-minus 2. Missouri-Hansbrough, Rus 8-96; Josey, Henry 6-52; Murphy, Marcus 6-45; Franklin, James 5-33; Steward, Morgan 2-14; TEAM 1-minus 1.

PASSING: Arkansas State - Kennedy, Adam 37-46-1-318; Knighten, Fredi 0-1-0-0. Missouri - Franklin, James 21-30-0-256.

RECEIVING: Arkansas State - McKissic, J.D. 15-117; Jones, Julian 10-136; Thornton, S. 3-27; Griswold, D. 3-21; Oku, David 3-minus 10; Fleming, R.J. 1-14; Rains, Kenneth 1-8; Muse, Allen 1-5. Missouri - Washington, L'D 6-67; Green-Beckham, 4-95; Lucas, Marcus 4-40; Sasser, Bud 3-22; Hunt, Jimmie 2-13; White, Darius 1-12; Josey, Henry 1-7.

INTERCEPTIONS: Arkansas State - None. Missouri-Gaines, E.J. 1-0.

FUMBLES: Arkansas State - Kennedy, Adam 1-0. Missouri - Murphy, Marcus 1-1.

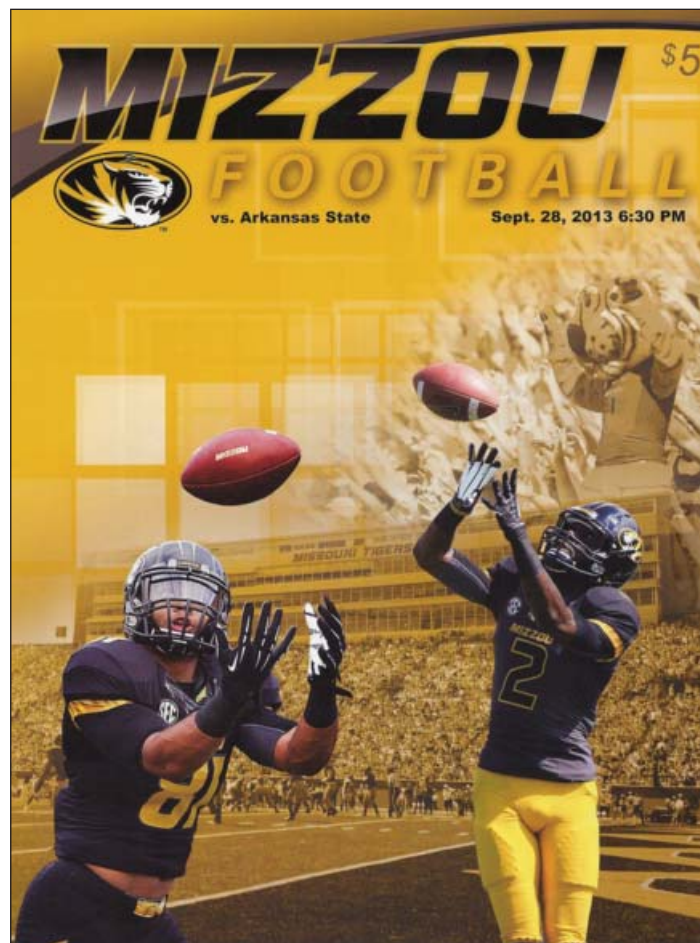
Columbia, Mo. (9/28/13) – A 21-point fourth quarter by Missouri proved to be difference as the Tigers handed Arkansas State a 41-19 loss at Faurot Field at Memorial Stadium in Columbia, Mo.

Arkansas State, which fell to 2-3 overall on the season, battled 4-0 Missouri throughout the first three quarters of the non-conference contest in front of 62,468 fans. The Red Wolves were behind only one point at halftime (14-13) and trailed by four points (20-16) after three quarters before Mizzou reeled off three fourth-quarter touchdowns.

The game featured productive offensive numbers as both teams eclipsed 400-yards in total offense as Arkansas State generated 425 yards while Missouri chalked up a 495-yards total. Individually, sophomore wide receiver J.D. McKissic set a school-record with 15 receptions for 117 yards while senior quarterback Adam Kennedy's 37 completions equaled an A-State single-game mark. Kennedy would finish the night throwing for 308 yards on 46 pass attempts.

A pair of field goals by senior kicker Brian Davis gave Arkansas State an early 6-0 lead, but Missouri erased the deficit on a touchdown two minutes left in the opening frame to go up 7-6. A-State turned its opening possession until a successful one as Davis' first field goal from 41 yards at 10:41 capped a nine-play, 46-yard scoring drive, which was highlighted by J.D. McKissic's 32-yard run on a misdirection play. A 21-yard Davis field goal with 3:35 remaining in the first quarter added to A-State's margin as the Red Wolves marched 76 yards in 10 plays. The A-State drive was aided by a 15-yard Mizzou personal foul infraction following a four-yard completion from senior quarterback Adam Kennedy to J.D. McKissic. Mizzou's lone first-quarter score came 1:35 later via tailback Marcus Murphy's eight-yard run.

Missouri upped its lead to 14-6 at the second quarter's 11:57 mark when quarterback James Franklin threw a 68-yard scoring strike to wide receiver Donal Green-Beckham. However, the Red Wolves managed to pull back to within a single point at 14-13 as senior wide out Julian Jones outmuscled a Mizzou defender for the ball in the end zone for a 17-yard TD reception on a Kennedy pass to complete an 11-play, 56-yard drive. The score was set up as senior defensive tackle Darius Dunaway forced a fumble which junior linebacker Kyle Coleman re-



covered at the A-State 44-yard marker. A-State forced the Tigers into a three and out on their next possession and started out at its own three-yard line. The Red Wolves were able to move the ball all the way down to the Mizzou one-yard line, but the Tigers' defense made back-to-back goal-line-stands. Following its final timeout, A-State's David Oku was stuffed at the line of scrimmage on a second-and-goal attempt. Mizzou would thwart the Red Wolves' final attempt to get into the end zone on the opening half's final play as Oku was tackled for a 22-yard loss on a pass reception as time expired.

Arkansas State regained the lead early the third quarter as Brian Davis booted his third field goal of the game at 11:31 on a 44-yarder to wrap up a 48-yard, nine-play Red Wolves' scoring drive. The score remained that way until 3:39 left in the quarter when Mizzou went back on top 20-16 as James Franklin hit wide receiver L'Damian Washington on a five-yard TD pass. The Tigers' two-point conversion attempt failed as Franklin's pass was intercepted by junior cornerback Artez Brown in the end zone.

Mizzou put the game out of reach in the fourth quarter as the Tigers outscored the Red Wolves 21-3 in the final 15 minutes. A one-yard TD run by running back Henry Josey with 13:25 left gave Mizzou a 27-16 lead. A-State would close to 27-19 as Brian Davis split the uprights for the fourth time on the night with a 33-yard field goal at 7:31 to cap a 14-play, 59-yard drive. However, the Tigers would net a pair of TD's to close out the scoring as James Franklin scored on a nine-yard keeper just over five minutes to go and then tossed a five-yard TD aerial to Donal Green-Beckham with 2:56 left on the scoreboard.

The Red Wolves, who generated 25 first downs to Mizzou's 23 in the game, compiled 308 yards passing and 117 yards on the ground. The Tigers ran for 239 yards to go with 256 yards in the air. Individually for A-State, Julian Jones contributed 136 receiving yards on 10 grabs. Mizzou was led by James Franklin, who completed 20-of-29 passes for 255 yards, which included six to L'Damian Washington for 67 yards and four to Donal Green-Beckham for 95 yards. Tailback Russell Hansbrough rushed for 96 yards on eight carries to lead all rushers.

Leading the way for the A-State defense was junior linebacker Qushaun Lee, who totaled seven tackles (four solos) and Kyle Coleman contributed six tackles to go with a fumble recovery. Mizzou middle linebacker Andrew Wilson made a game-high 17 tackles (eight solos).

GAME 6

OCT. 12, 2013 | LIBERTY BANK STADIUM: 26,781

Arkansas State 48, Idaho 24

Score by Quarters		1	2	3	4	Score
Arkansas State		14	10	7	17	48
Idaho		7	0	10	7	24

Team	Qtr	Time	Scoring play	Pys-Yds	TOP	Score
ASU	1	12:24	Jones 80 yd rec	1-80	0:11	7-0
ASU	1	07:54	McKissic 13 yd rec	7-65	3:00	14-0
Idaho	1	01:29	Baker 4 yd run	4-42	1:42	14-7
ASU	2	06:43	Davis 38 yd FG	16-67	6:51	17-7
ASU	2	02:13	Griswold 13 yd rec	9-85	2:48	24-7
ASU	3	10:48	Griswold 1 yd rec	4-54	1:31	31-7
Idaho	3	07:09	Rehkw 28 yd FG	10-60	3:33	31-10
Idaho	3	04:09	Epps 15 yd rec	6-39	1:51	31-17
Idaho	4	14:22	Baker 1 yd run	9-74	3:22	31-24
ASU	4	14:10	McKissic 98 yd KO return	-	-	38-24
ASU	4	06:19	Davis 21 yd FG	15-61	5:42	41-24
ASU	4	02:39	Oku 3 yd run	7-73	2:50	48-24

TEAM STATISTICS			ASU	Idaho
First Downs			26	19
Net yards rushing			190	174
Net yards passing			375	212
Passes Comp-Att-Int			22-32-1	15-41-1
Total Net Yards			565	386
Fumbles: Number-Lost			0-0	1-0
Penalties: Number-Yards			14-110	7-59
Possession Time			32:45	26:50
Third Down Conversions			6 of 14	8 of 21
Sacks By: Number-Yards			2-17	2-13

INDIVIDUAL STATISTICS

RUSHING: Idaho - James Baker 23-150; Taylor Davis 9-15; K Olugbode 1-5; R Montgomery 2-4; Chad Chalich 3-0. Arkansas State - Thornton, S. 13-85; Oku, David 17-69; Kennedy, Adam 9-22; McKissic, J.D. 1-8; Gordon, Michael 3-7; Knighten, Fredi 1-1; TEAM 1-minus 2.

PASSING: Idaho - Taylor Davis 14-39-1-199; Chad Chalich 1-2-0-13. Arkansas State - Kennedy, Adam 22-32-1-375. **RECEIVING:** Idaho - Dezmon Epps 8-91; Najee Lovett 3-51; Roman Runner 2-22; Deon Watson 1-39; Michael LaGrone 1-9. Arkansas State - McKissic, J.D. 9-80; Griswold, D. 5-89; Jones, Julian 4-135; Muse, Allen 2-16; Fleming, R.J. 1-28; Oku, David 1-27. **INTERCEPTIONS:** Idaho - Trey Williams 1-37. Arkansas State-Hayes, Rocky 1-43. **FUMBLES:** Idaho - Taylor Davis 1-0. Arkansas State - None.



JONESBORO, Ark. (10/12/13) – Arkansas State provided its fans and alumni with plenty to cheer about as the Red Wolves claimed a 48-24 homecoming win over Idaho at Liberty Bank Stadium in Jonesboro, Ark.

The victory, which marked A-State's ninth in its last 10 homecoming outings since 2003 and its third consecutive homecoming triumph, came in front of 26,781 fans as the Red Wolves evened their overall record to 3-3. Idaho fell to 1-6 on the season with the non-conference loss.

Arkansas State struck first on its initial play from scrimmage as senior quarterback Adam Kennedy hooked up with senior wide receiver Julian Jones on an 80-yard out-and-up touchdown pass play to give the Red Wolves a 7-0 lead. Jones, who would end up with 111 first-half receiving yards, managed to get open behind the Idaho secondary and outran two Vandals' defenders for the end zone after hauling in a Kennedy pass near midfield.

The Red Wolves increased their first-quarter advantage to 14-0 a little over four minutes later when Kennedy completed a 13-yard scoring toss to sophomore wide out J.D. McKissic, who pulled in the deflected ball while on flat on his back in the end zone as A-State moved the ball 65 yards in seven plays to paydirt. Idaho chipped into the Red Wolves' lead and cut the deficit into half at 14-7 with 1:29 left to go in the frame as running back James Baker scored untouched off right tackle from four yards out.

A 38-yard field goal by A-State senior kicker Brian Davis gave the Red Wolves a 10-point cushion at 17-7 in the second quarter with 6:43 left on the clock. Davis' field goal ended a 16-play, 66-yard scoring drive, which was helped by a 19-yard Darion Griswold pass catch from Kennedy. The Kennedy-Griswold combination struck again on A-State's next possession as Kennedy hit the Red Wolves' sophomore tight end on a 13-yard TD strike with 2:13 remaining to finish an 85-yard march as the hosts went up 24-7 before the end of the half.

A-State managed to increase its lead to 31-7 early in the third quarter as Adam Kennedy hit Darion Griswold in the back of the end zone from one yard away with 10:48 showing on the clock as the pair accounted for their second scoring play in a row. Idaho countered on its next possession with a field goal by kicker Austin

Rehkw, who booted a 28-yarder around the seven-minute mark as the Vandals to make it 31-10. A R.J. Fleming 56-yard return on the ensuing kickoff put the ball into Idaho territory at the UI 43-yard line, but Adam Kennedy's pass was intercepted three plays later and returned 37 yards by safety Trey Williams to the A-State 39-yard line. The turnover helped set up an Idaho touchdown, a 15-yard TD pass from quarterback Taylor Davis to wide receiver Dezmon Epps, exactly three minutes later as the Vandals cut the margin to 31-17.

Idaho came right back with another touchdown on its second play in the fourth quarter as the Vandals scored 17 unanswered points as a result of running back James Baker's one-yard TD run to draw within 31-24 at the 14:22 mark. However, A-State would get those points back in one play 12 seconds later as J.D. McKissic took an Idaho kickoff from his two-yard line and ran a school third-longest 98 yards for the touchdown to give the Red Wolves a 38-24 advantage. The Red Wolves added a Brian Davis' 21-yard field goal with 6:19 remaining and tacked on seven more points at 2:39 on senior running back David Oku's three-yard TD scamper.

The Red Wolves piled up 26 first downs and 565 yards in total offense, which featured 375 yards in passing and 190 yards rushing. Adam Kennedy threw for a career game-high 375 yards, which included 260 in the first half, and four scores on 22-of-32 passing. J.D. McKissic hauled in nine of those aeries for 80 yards, Darion Griswold five for 89, and Julian Jones had four grabs for 135 yards as the trio accounted for a combined 304 receiving yards and all three of A-State's TD receptions. Senior running back Sirgregory Thornton's 85 rushing yards led the Red Wolves.

Idaho, which netted 386 total offensive yards with 212 in the air and 174 on the ground, was led by James Baker's game-leading 150 rushing yards on 23 carries and Taylor Davis' 199 yards in passing with a 14-of-39 performance.

Junior linebacker Qushaun Lee turned in a game-high 15 tackles for A-State and was aided by junior linebacker Kyle Coleman's career game-best nine stops. Junior free safety Sterling Young and senior defensive tackle Ryan Carrethers supplied seven tackles apiece. For Idaho, linebacker Marc Millan led the way with 11 tackles.

GAME 7

OCT. 22, 2013 | LIBERTY BANK STADIUM: 24,578

Louisiana-Lafayette 23, Arkansas State 7

Score by Quarters		1	2	3	4	Score
Arkansas State		0	7	0	0	7
Troy		10	10	3	0	23

Team	Qtr	Time	Scoring play	Pys-Yds	TOP	Score
ULL	1	09:30	Brauchle 36 yd FG	8-31	3:04	0-3
ULL	1	01:11	Harris 3 yd run	12-77	6:19	0-10
ULL	2	10:44	Harris 3 yd run	6-86	2:33	0-17
ASU	2	03:39	Kennedy 3 yd run	6-39	2:01	7-17
ULL	2	00:00	Brauchle 38 yd FG	8-47	1:04	7-20
ULL	3	00:03	Brauchle 30 yd FG	12-71	5:20	7-23

TEAM STATISTICS			ASU	ULL
First Downs			10	26
Net yards rushing			79	265
Net yards passing			89	205
Passes Comp-Att-Int			11-21-1	18-28-1
Total Net Yards			168	470
Fumbles: Number-Lost			0-0	1-0
Penalties: Number-Yards			4-30	4-44
Possession Time			17:42	42:18
Third Down Conversions			5 of 12	12 of 21
Sacks By: Number-Yards			2-10	1-9

INDIVIDUAL STATISTICS

RUSHING: UL Lafayette - McGuire, Elijah 10-110; Harris, Alonzo 29-105; Broadway, T. 10-28; Pierce, Torrey 6-19; Reed, Effrem 1-7; TEAM 2-minus 4. **Arkansas State** - Gordon, Michael 7-31; Kennedy, Adam 10-24; Oku, David 6-15; Thornton, S. 1-7; Knighten, Fredi 1-2. **PASSING:** UL Lafayette - Broadway, T. 18-28-1-205. Arkansas State-Kennedy, Adam 11-20-1-89; Houston, Tres 0-1-0-0. **RECEIVING:** UL Lafayette - Robinson, Jamal 7-104; Surgent, Darryl 5-52; Butler, James 2-22; Reed, Effrem 2-19; Thompson, Ian 2-8. Arkansas State - McKissic, J.D. 6-51; Muse, Allen 2-26; Jones, Julian 2-7; Thornton, S. 1-5. **INTERCEPTIONS:** UL Lafayette - Thomas, Sean 1-13. Arkansas State - Hayes, Rocky 1-0. **FUMBLES:** UL Lafayette - Surgent, Darryl 1-0. Arkansas State - None.



JONESBORO, Ark. (9/12/13) – A strong first-half showing propelled Louisiana-Lafayette to a decisive 23-7 win over Arkansas State in an ESPN2-televised Sun Belt Conference matchup for sole possession of first place at Liberty Bank Stadium.

Louisiana-Lafayette (5-2, 3-0 Sun Belt) surged to a 13-point lead over Arkansas State (3-4, 1-1 Sun Belt) at halftime and managed to keep the Red Wolves off the scoreboard the entire second half en route to winning its fifth straight contest. The loss snapped A-State's eight-game conference winning streak and ends a team nine-game victory string for October outings.

Louisiana-Lafayette scored first and often in the first half, taking a 20-7 lead at the half. ULL put together two touchdowns and a field goal to claim a 17-0 early second-quarter advantage over the Red Wolves. A 36-yard field goal by Stephen Brauchle put ULL up 3-0 at 9:30 of the first quarter as the Ragin' Cajuns intercepted senior quarterback Adam Kennedy pass on the contest's opening possession setting up the score. The Ragin' Cajuns would find the end zone on their next two possessions as Alonzo Harris recorded a pair of three-yard touchdown runs as A-State trailed 17-0 with 10:44 left to be played in the first half.

Arkansas State managed to slice into ULL's double-digit lead as sophomore cornerback Rocky Hayes picked off a pass by Terrance Broadway at the Ragin' Cajuns' 39-yard line. The Red Wolves then drove 39 yards on six plays culminating in a three-yard quarterback keeper by Kennedy with 3:39 remaining in the quarter. Senior Brian Davis followed with a successful extra-point attempt as A-State trailed 17-7. With just over a minute left before halftime, ULL would get the ball and eventually scored as Stephen Brauchle booted the ball between uprights on a 38-yarder as the clock expired.

The momentum remained with Louisiana-Lafayette in the second half as

the Ragin' Cajuns generated the only scoring opportunities, missing on the first one and converting the next. Stephen Brauchle missed wide right on a 28-yard field goal attempt at the 6:57 mark, but redeemed himself on his next chance by making a 30-yarder with three seconds left in the third quarter as Louisiana-Lafayette held a 23-7 lead after three quarters.

ULL held A-State in check defensively as the Red Wolves managed to cross midfield on one occasion while the Ragin' Cajuns was equally effective from an offensive standpoint with their time consuming ball-control offense. ULL put the clamps on A-State's potent offense, holding the Red Wolves to 168 yards in total offense with quarterback Adam Kennedy limited to 89 yards on 11-of-20 passing with one interception. Sophomore wide receiver J.D. McKissic had a team-high six receptions for 51 yards and senior wideout Allen Muse finished with two grabs for 26 yards. Sophomore running back Michael Gordon rushed for a squad-most 31 yards as the Red Wolves mustered a 79-yard output on the ground.

The Ragin' Cajuns, who racked up 26 first downs for the game, ran up 265 rushing yards and had 205 in passing for a 470 total offensive yardage total. Running backs Elijah McGuire and Alonzo Harris chalked up 110 and 105 rushing yards, respectively while Terrance Broadway was 18-of-28 for 205 yards in the passing department. Jamal Robinson was Broadway's favorite target, catching a game-high seven aerials for 104 yards.

Conversely, A-State's defense would spend a significant amount of time on the field which led to both a game-high and career single-game best 16 tackles from senior defensive tackle Ryan Carrethers. Junior middle line-backer Qushaun Lee contributed 13 tackles (seven solos). Sophomore defensive end Chris Stone, who had a quarterback sack for minus seven yards, and junior cornerback Artez Brown chipped in with seven stops apiece. Strong safety T.J. Worth racked up 11 tackles (six solos) to lead the Ragin' Cajuns.

Arkansas State Game Results (as of Oct 23, 2013)
All games

Date	Opponent		Score	Overall	Conference	Time	Attend
Aug 31, 2013	UAPB	W	62-11	1-0	0-0	3:13	30451
Sep 07, 2013	at Auburn	L	9-38	1-1	0-0	3:15	83246
* Sep 12, 2013	TROY	W	41-34	2-1	1-0	3:59	26012
Sep 21, 2013	at Memphis	L	7-31	2-2	1-0	2:49	36279
Sep 28, 2013	at Missouri	L	19-41	2-3	1-0	3:21	62468
Oct 12, 2013	IDAHO	W	48-24	3-3	1-0	3:31	26781
* Oct 22, 2013	UL LAFAYETTE	L	7-23	3-4	1-1	3:13	24578

Arkansas State Combined Team Statistics (as of Oct 23, 2013)

All games

Date	Opponent	Score	Att.	Record:	Overall	Home	Away	Neutral
Aug 31, 201	UAPB	W 62-11	30451	All games	3-4	3-1	0-3	0-0
Sep 07, 201	at Auburn	L 9-38	83246	Conference	1-1	1-1	0-0	0-0
* Sep 12, 201	TROY	W 41-34	26012	Non-Conference	2-3	2-0	0-3	0-0
Sep 21, 201	at Memphis	L 7-31	36279					
Sep 28, 201	at Missouri	L 19-41	62468					
Oct 12, 201	IDAHO	W 48-24	26781					
* Oct 22, 201	UL LAFAYETTE	L 7-23	24578					

Rushing	g	att	gain	loss	net	avg	td	lg	avg/g
Oku, David	7	107	455	44	411	3.8	5	23	58.7
Gordon, Michael	6	28	265	8	257	9.2	3	91	42.8
Thornton, S.	7	31	229	2	227	7.3	2	31	32.4
Kennedy, Adam	7	65	286	99	187	2.9	1	28	26.7
Knighten, Fredi	7	14	153	7	146	10.4	3	79	20.9
McKissic, J.D.	7	9	70	2	68	7.6	1	32	9.7
Walker, Marquis	1	11	36	2	34	3.1	0	14	34.0
Daniels, K.	1	7	22	1	21	3.0	0	6	21.0
Butterfield, P.	2	1	0	0	0	0.0	0	0	0.0
TEAM	3	7	0	16	-16	-2.3	0	0	-5.3
Total	7	280	1516	181	1335	4.8	15	91	190.7
Opponents	7	287	1618	188	1430	5.0	15	70	204.3

Passing	g	effic	comp	att	int	pct	yds	td	lg	avg/g
Kennedy, Adam	7	136.23	149	223	4	66.8	1663	7	80	237.6
Knighten, Fredi	7	218.67	2	3	0	66.7	15	1	15	2.1
Houston, Tres	6	171.80	1	2	0	50.0	29	0	29	4.8
Butterfield, P.	2	217.60	1	1	0	100.	14	0	14	7.0
Total	7	137.98	153	229	4	66.8	1721	8	80	245.9
Opponents	7	128.91	131	229	5	57.2	1681	10	68	240.1

Receiving	g	no.	yds	avg	td	lg	avg/g
McKissic, J.D.	7	41	359	8.8	2	40	51.3
Jones, Julian	7	39	476	12.2	3	80	68.0
Griswold, D.	7	17	230	13.5	2	37	32.9
Muse, Allen	7	16	254	15.9	1	55	36.3
Oku, David	7	13	110	8.5	0	30	15.7
Fleming, R.J.	7	7	93	13.3	0	28	13.3
Rains, Kenneth	7	6	66	11.0	0	25	9.4
Thornton, S.	7	5	39	7.8	0	17	5.6
Gordon, Michael	6	4	77	19.2	0	48	12.8
Houston, Tres	6	4	21	5.2	0	9	3.5
Hayes, Rocky	7	1	-4	-4.0	0	0	-0.6
Total	7	153	1721	11.2	8	80	245.9
Opponents	7	131	1681	12.8	10	68	240.1

Field Goals	fg	pct.	01-19	20-29	30-39	40-49	50-99	lg	blk
Davis, Brian	9-9	100.	0-0	3-3	3-3	3-3	0-0	44	0

Scoring	td	fg	PAT	kick	rush	rcv	pass	dpx	saf	pts
Davis, Brian	-	9-9	22-23	-	-	-	-	-	-	49
Oku, David	5	-	-	-	-	-	-	-	-	30
McKissic, J.D.	4	-	-	-	-	-	-	-	-	24
Gordon, Michael	3	-	-	-	-	-	-	-	-	18
Knighten, Fredi	3	-	-	-	-	0-1	-	-	-	18
Jones, Julian	3	-	-	-	-	-	-	-	-	18
Thornton, S.	2	-	-	-	-	-	-	-	-	12
Griswold, D.	2	-	-	-	-	-	-	-	-	12
Muse, Allen	1	-	-	-	-	-	-	-	-	6
Kennedy, Adam	1	-	-	-	-	-	-	-	-	6
Total	24	9-9	22-23	-	-	0-1	-	-	-	193
Opponents	26	7-10	23-24	1-1	-	0-1	-	-	-	202

Score by Quarters	1st	2nd	3rd	4th	OT	Total
Arkansas State	64	58	44	27	0	193
Opponents	59	48	51	44	0	202

Team Statistics	ASU	OPP
FIRST DOWNS	153	152
Rushing	72	71
Passing	77	68
Penalty	4	13
RUSHING YARDAGE	1335	1430
Rushing Attempts	280	287
Average Per Rush	4.8	5.0
Average Per Game	190.7	204.3
TDs Rushing	15	15
PASSING YARDAGE	1721	1681
Comp-Att-Int	153-229-4	131-229-5
Average Per Pass	7.5	7.3
Average Per Catch	11.2	12.8
Average Per Game	245.9	240.1
TDs Passing	8	10
TOTAL OFFENSE	3056	3111
Average Per Play	6.0	6.0
Average Per Game	436.6	444.4
KICK RETURNS: #-Yards	19-539	25-463
PUNT RETURNS: #-Yards	11-81	11-88
INT RETURNS: #-Yards	5-62	4-50
FUMBLES-LOST	6-3	10-5
PENALTIES-Yards	50-412	38-319
PUNTS-AVG	35-42.0	37-43.1
TIME OF POSSESSION/G	28:19	31:41
3RD-DOWN Conversions	51/108	48/114
4TH-DOWN Conversions	0/10	5/11

Interceptions	no.	yds	avg	td	lg
Hayes, Rocky	3	43	14.3	0	43
Draper, Amos	1	0	0.0	0	0
Jackson, F.	1	19	19.0	0	19

Punting	no.	yds	avg	lg	tb	fc	i2050+	blk
Jones, Paul	19	749	39.4	53	4	6	7	2
Ferguson, Luke	16	721	45.1	63	1	3	5	4

Punt Returns	no.	yds	avg	td	lg
McKissic, J.D.	9	73	8.1	0	19
Fleming, R.J.	2	8	4.0	0	8
Total	11	81	7.4	0	19
Opponents	11	88	8.0	0	31

Kick Returns	no.	yds	avg	td	lg
McKissic, J.D.	12	366	30.5	1	98
Jones, Julian	4	92	23.0	0	25
Gordon, Michael	2	25	12.5	0	15
Fleming, R.J.	1	56	56.0	0	56
Total	19	539	28.4	1	98
Opponents	25	463	18.5	0	35

All Purpose	g	rush	rcv	pr	kr	ir	total	avg/g
McKissic, J.D.	7	68	359	73	366	0	866	123.7
Jones, Julian	7	0	476	0	92	0	568	81.1
Oku, David	7	411	110	0	0	0	521	74.4
Gordon, Mich	6	257	77	0	25	0	359	59.8
Thornton, S.	7	227	39	0	0	0	266	38.0
Total	7	1335	1721	81	539	62	3738	534.0
Opponents	7	1430	1681	88	463	50	3712	530.3

Total Offense	g	plays	rush	pass	total	avg/g
Kennedy, Adam	7	288	187	1663	1850	264.3
Oku, David	7	107	411	0	411	58.7
Gordon, Michael	6	28	257	0	257	42.8
Thornton, S.	7	31	227	0	227	32.4
Knighten, Fredi	7	17	146	15	161	23.0
Total	7	509	1335	1721	3056	436.6
Opponents	7	516	1430	1681	3111	444.4

##	Defensive Leaders	gp	Tackles				Sacks no-yds	Pass defense			Fumbles		blkd kick	saf
			ua	a	tot	tfl/yds		int-yds	brup	qbh	rcv-yds	ff		
48	Lee, Qushaun	7	32	35	67	3.5-12	0.5-4	.	2	1	.	2	.	.
98	Carrethers, R.	7	25	29	54	5.0-25	3.5-23
11	Young, Sterling	7	26	15	41	1.0-3	1-1	.	.	.
5B	Coleman, Kyle	7	16	17	33	.	.	.	1	.	1-0	.	.	.

Arkansas State Overall Team Statistics (as of Oct 23, 2013)
All games

Team Statistics	ASU	OPP
SCORING	193	202
Points Per Game	27.6	28.9
FIRST DOWNS	153	152
Rushing	72	71
Passing	77	68
Penalty	4	13
RUSHING YARDAGE	1335	1430
Yards gained rushing	1516	1618
Yards lost rushing	181	188
Rushing Attempts	280	287
Average Per Rush	4.8	5.0
Average Per Game	190.7	204.3
TDs Rushing	15	15
PASSING YARDAGE	1721	1681
Comp-Att-Int	153-229-4	131-229-5
Average Per Pass	7.5	7.3
Average Per Catch	11.2	12.8
Average Per Game	245.9	240.1
TDs Passing	8	10
TOTAL OFFENSE	3056	3111
Total Plays	509	516
Average Per Play	6.0	6.0
Average Per Game	436.6	444.4
KICK RETURNS: #-Yards	19-539	25-463
PUNT RETURNS: #-Yards	11-81	11-88
INT RETURNS: #-Yards	5-62	4-50
KICK RETURN AVERAGE	28.4	18.5
PUNT RETURN AVERAGE	7.4	8.0
INT RETURN AVERAGE	12.4	12.5
FUMBLES-LOST	6-3	10-5
PENALTIES-Yards	50-412	38-319
Average Per Game	58.9	45.6
PUNTS-Yards	35-1470	37-1595
Average Per Punt	42.0	43.1
Net punt average	36.6	38.8
KICKOFFS-Yards	41-2484	39-2436
Average Per Kick	60.6	62.5
Net kick average	40.1	37.1
TIME OF POSSESSION/Game	28:19	31:41
3RD-DOWN Conversions	51/108	48/114
3rd-Down Pct	47%	42%
4TH-DOWN Conversions	0/10	5/11
4th-Down Pct	0%	45%
SACKS BY-Yards	14-102	19-97
MISC YARDS	0	0
TOUCHDOWNS SCORED	24	26
FIELD GOALS-ATTEMPTS	9-9	7-10
ON-SIDE KICKS	0-0	0-0
RED-ZONE SCORES	(24-27) 89%	(27-35) 77%
RED-ZONE TOUCHDOWNS	(16-27) 59%	(21-35) 60%
PAT-ATTEMPTS	(22-23) 96%	(23-24) 96%
ATTENDANCE	107822	181993
Games/Avg Per Game	4/26956	3/60664
Neutral Site Games		0/0

Score by Quarters	1st	2nd	3rd	4th	OT	Total
Arkansas State	64	58	44	27	0	193
Opponents	59	48	51	44	0	202

Arkansas State Overall Individual Statistics (as of Oct 23, 2013)
All games

Rushing	g	att	gain	loss	net	avg	td	lg	avg/g
Oku, David	7	107	455	44	411	3.8	5	23	58.7
Gordon, Michael	6	28	265	8	257	9.2	3	91	42.8
Thornton, S.	7	31	229	2	227	7.3	2	31	32.4
Kennedy, Adam	7	65	286	99	187	2.9	1	28	26.7
Knighten, Fredi	7	14	153	7	146	10.4	3	79	20.9
McKissic, J.D.	7	9	70	2	68	7.6	1	32	9.7
Walker, Marquis	1	11	36	2	34	3.1	0	14	34.0
Daniels, K.	1	7	22	1	21	3.0	0	6	21.0
Butterfield, P.	2	1	0	0	0	0.0	0	0	0.0
TEAM	3	7	0	16	-16	-2.3	0	0	-5.3
Total	7	280	1516	181	1335	4.8	15	91	190.7
Opponents	7	287	1618	188	1430	5.0	15	70	204.3

Passing	g	effic	comp	att	in	pct	yds	td	lg	avg/g
Kennedy, Adam	7	136.23	149	223	4	66.8	1663	7	80	237.6
Knighten, Fredi	7	218.67	2	3	0	66.7	15	1	15	2.1
Houston, Tres	6	171.80	1	2	0	50.0	29	0	29	4.8
Butterfield, P.	2	217.60	1	1	0	100.	14	0	14	7.0
Total	7	137.98	153	229	4	66.8	1721	8	80	245.9
Opponents	7	128.91	131	229	5	57.2	1681	10	68	240.1

Receiving	g	no.	yds	avg	td	lg	avg/g
McKissic, J.D.	7	41	359	8.8	2	40	51.3
Jones, Julian	7	39	476	12.2	3	80	68.0
Griswold, D.	7	17	230	13.5	2	37	32.9
Muse, Allen	7	16	254	15.9	1	55	36.3
Oku, David	7	13	110	8.5	0	30	15.7
Fleming, R.J.	7	7	93	13.3	0	28	13.3
Rains, Kenneth	7	6	66	11.0	0	25	9.4
Thornton, S.	7	5	39	7.8	0	17	5.6
Gordon, Michael	6	4	77	19.2	0	48	12.8
Houston, Tres	6	4	21	5.2	0	9	3.5
Hayes, Rocky	7	1	-4	-4.0	0	0	-0.6
Total	7	153	1721	11.2	8	80	245.9
Opponents	7	131	1681	12.8	10	68	240.1

Punt Returns	no.	yds	avg	td	lg
McKissic, J.D.	9	73	8.1	0	19
Fleming, R.J.	2	8	4.0	0	8
Total	11	81	7.4	0	19
Opponents	11	88	8.0	0	31

Interceptions	no.	yds	avg	td	lg
Hayes, Rocky	3	43	14.3	0	43
Jackson, F.	1	19	19.0	0	19
Draper, Amos	1	0	0.0	0	0
Total	5	62	12.4	0	43
Opponents	4	50	12.5	0	37

Kick Returns	no.	yds	avg	td	lg
McKissic, J.D.	12	366	30.5	1	98
Jones, Julian	4	92	23.0	0	25
Gordon, Michael	2	25	12.5	0	15
Fleming, R.J.	1	56	56.0	0	56
Total	19	539	28.4	1	98
Opponents	25	463	18.5	0	35

Fumble Returns	no.	yds	avg	td	lg
Young, Sterling	1	1	1.0	0	1
Total	1	1	1.0	0	1
Opponents	1	37	37.0	1	37

Arkansas State Overall Individual Statistics (as of Oct 23, 2013)
All games

Scoring	td	fg	PAT				dx	saf	pts
			kick	rush	rcv	pass			
Davis, Brian	-	9-9	22-23	-	-	-	-	-	49
Oku, David	5	-	-	-	-	-	-	-	30
McKissic, J.D.	4	-	-	-	-	-	-	-	24
Knighten, Fredi	3	-	-	-	-	0-1	-	-	18
Jones, Julian	3	-	-	-	-	-	-	-	18
Gordon, Michael	3	-	-	-	-	-	-	-	18
Griswold, D.	2	-	-	-	-	-	-	-	12
Thornton, S.	2	-	-	-	-	-	-	-	12
Muse, Allen	1	-	-	-	-	-	-	-	6
Kennedy, Adam	1	-	-	-	-	-	-	-	6
Total	24	9-9	22-23	-	-	0-1	-	-	193
Opponents	26	7-10	23-24	1-1	-	0-1	-	-	202

Total Offense	g	plays	rush	pass	total	avg/g
Kennedy, Adam	7	288	187	1663	1850	264.3
Oku, David	7	107	411	0	411	58.7
Gordon, Michael	6	28	257	0	257	42.8
Thornton, S.	7	31	227	0	227	32.4
Knighten, Fredi	7	17	146	15	161	23.0
McKissic, J.D.	7	9	68	0	68	9.7
Walker, Marquis	1	11	34	0	34	34.0
Houston, Tres	6	2	0	29	29	4.8
Daniels, K.	1	7	21	0	21	21.0
Butterfield, P.	2	2	0	14	14	7.0
TEAM	3	7	-16	0	-16	-5.3
Total	7	509	1335	1721	3056	436.6
Opponents	7	516	1430	1681	3111	444.4

Field Goals	fg	pct.	01-19	20-29	30-39	40-49	50-99	lg	blk
Davis, Brian	9-9	100.	0-0	3-3	3-3	3-3	0-0	44	0

FG Sequence	Arkansas State	Opponents
UAPB	-	(39)
Auburn	(34),(21),(42)	(35)
TROY	-	49
Memphis	-	(23)
Missouri	(41),(21),(44),(33)	24
Idaho	(38),(21)	(28)
UL Lafayette	-	(36),(38),28,(30)

Numbers in (parentheses) indicate field goal was made.

Punting	no.	yds	avg	lg	tb	fc	i20	50+	blk
Jones, Paul	19	749	39.4	53	4	6	7	2	0
Ferguson, Luke	16	721	45.1	63	1	3	5	4	0
Total	35	1474	42.0	63	5	9	12	6	0
Opponents	37	1594	43.1	59	4	6	9	13	0

Kickoffs	no.	yds	avg	tb	ob	retn	net yd	ln
Davis, Brian	39	243	62.5	14	1			
Fulcher, Jeremy	1	-20	-20.	0	0			
Ferguson, Luke	1	65	65.0	1	0			
Total	41	248	60.6	15	1	18.5	40.1	24
Opponents	39	243	62.5	18	0	28.4	37.1	27

Arkansas State Overall Individual Statistics (as of Oct 23, 2013)
All games

All Purpose	g	rush	rcv	pr	kr	ir	total	avg/g
McKissic, J.D	7	68	359	73	366	0	866	123.7
Jones, Julian	7	0	476	0	92	0	568	81.1
Oku, David	7	411	110	0	0	0	521	74.4
Gordon, Mich	6	257	77	0	25	0	359	59.8
Thornton, S.	7	227	39	0	0	0	266	38.0
Muse, Allen	7	0	254	0	0	0	254	36.3
Griswold, D.	7	0	230	0	0	0	230	32.9
Kennedy, Ad	7	187	0	0	0	0	187	26.7
Fleming, R.J.	7	0	93	8	56	0	157	22.4
Knighten, Fre	7	146	0	0	0	0	146	20.9
Rains, Kenne	7	0	66	0	0	0	66	9.4
Hayes, Rocky	7	0	-4	0	0	43	39	5.6
Walker, Marq	1	34	0	0	0	0	34	34.0
Houston, Tre	6	0	21	0	0	0	21	3.5
Daniels, K.	1	21	0	0	0	0	21	21.0
Jackson, F.	7	0	0	0	0	19	19	2.7
TEAM	3	-16	0	0	0	0	-16	-5.3
Total	7	1335	1721	81	539	62	3738	534.0
Opponents	7	1430	1681	88	463	50	3712	530.3

Arkansas State Overall Defensive Statistics (as of Oct 23, 2013)
All games

#	Defensive Leaders	gp	Tackles				Sacks no-yds	Pass defense			Fumbles		blkd		
			ua	a	tot	tfl/yds		int-yds	brup	qbh	rcv-yds	ff	kick	saf	
48	Lee, Qushaun	7	32	35	67	3.5-12	0.5-4	.	2	1	.	2	.	.	.
98	Carrethers, R.	7	25	29	54	5.0-25	3.5-23
11	Young, Sterling	7	26	15	41	1.0-3	1-1
29	Humes, Chris	7	19	14	33	3.0-14	1.0-8	.	2
5B	Coleman, Kyle	7	16	17	33	.	.	.	1	.	1-0
3	Hayes, Rocky	7	18	5	23	1.0-2	.	3-43	6
24	Tryon, Andrew	5	8	15	23	1.0-2	.	.	3
27	Hunter, Money	6	10	12	22	.	.	.	1
37	Porter, Eddie	7	4	18	22	2.0-2	.	.	2	1	1-0
10	Brown, Artez	7	12	9	21	.	.	.	4	.	1-0
55	Woodson, Xavier	6	8	12	20	.	.	.	1
42	Stone, Chris	7	12	8	20	6.0-29	2.0-10	.	2	1	.	1	.	.	.
77	Blackmon, D.	7	9	11	20	3.0-24	2.0-23	.	1
97	Draper, Amos	6	7	11	18	3.0-15	.	1-0	1	.	.	1	.	.	.
6	Jackson, F.	7	6	8	14	2.5-3	.	1-19	1	.	.	1	.	.	.
8	Girley, C.	7	3	10	13	0.5-1	.	.	1
52	Heath, Q.	7	3	9	12	1.5-9	1.0-8
93	Dunaway, Darius	6	4	6	10	1.5-7	1.5-7	.	1	.	.	1	.	.	.
90	Odom, Chris	7	3	6	9	2.0-10	2.5-6
30	Collins, Kelsey	7	5	3	8
96	Gandy, John	6	3	5	8	4.0-19	1.0-13
16	Turner, T.	6	3	4	7
32	Jacobs, Ryan	7	2	3	5
41	Albright, L.	7	1	4	5	0.5-4	.	.	1
34	Gordon, Michael	6	4	.	4
94	Owens, Markel	6	1	2	3	1.0-2
26	Williams, D.	7	2	.	2
22	Barnhill, Brock	5	2	.	2
33	Buckley, Darius	2	.	2	2
43	Valgis, Raziel	1	.	2	2
4	Fleming, R.J.	7	2	.	2	1	.	.	.
99	Mathieu, Jabari	1	.	1	1
17	Muse, Allen	7	.	1	1
92	Rosser, Darrius	6	1	.	1
40	Jones, Ja'Von	1	1	.	1
7B	Hart, Jamaris	4	1	.	1
45	Eustace, Ryan	1	.	1	1
21	Thornton, S.	7	1-0
Total		7	253	278	531	42-183	14-102	5-62	30	3	5-1	7	.	.	.
Opponents		7	284	255	539	53-193	19-97	4-50	20	27	3-37	6	.	.	.

Arkansas State Team Game-by-Game (as of Oct 23, 2013)

All games

TEAM STATISTICS

		Rushing				Receiving				Passing				Kick Returns				Punt Returns				tot		
Date	Opponent	no.	yds	td	lg	no.	yds	td	lg	cmp	att	int	yds	td	lg	no.	yds	td	lg	no.	yds	td	lg	off
Aug 31	UAPB	57	509	8	91	10	163	1	48	10	13	0	163	1	48	0	0	0	0	2	8	0	8	672
Sep 07	at Auburn	38	138	0	28	30	284	0	40	30	42	0	284	0	40	4	71	0	25	0	0	0	0	422
Sep 12	TROY	43	228	5	64	21	311	1	55	21	35	0	311	1	55	3	55	0	23	3	26	0	16	539
Sep 21	at Memphis	31	74	0	15	22	181	1	22	22	39	1	181	1	22	3	82	0	38	0	0	0	0	255
Sep 28	at Missouri	41	117	0	32	37	318	1	37	37	47	1	318	1	37	1	27	0	27	1	-1	0	0	435
Oct 12	IDAHO	45	190	1	16	22	375	4	80	22	32	1	375	4	80	5	226	1	98	5	48	0	19	565
Oct 22	UL LAFAYETTE	25	79	1	13	11	89	0	18	11	21	1	89	0	18	3	78	0	28	0	0	0	0	168
		280	1335	15	91	153	1721	8	80	153	229	4	1721	8	80	19	539	1	98	11	81	0	19	3056
Opponents		287	1430	15	70	131	1681	10	68	131	229	5	1681	10	68	25	463	0	35	11	88	0	31	3111

Games played: 7
 Avg per rush: 4.8
 Avg per catch: 11.2
 Pass efficiency: 137.98
 Kick ret avg: 28.4
 Punt ret avg: 7.4
 All purpose avg/game: 534.0
 Total offense avg/gm: 436.6

		Tackles				Sacks	Fumble		Pass Defense			Blkd	PAT Attempts				
Date	Opponent	ua	a	total	tfl-yds	no-yds	ff	fr-yds	int-yds	qbh	brup	kick	kick	rush	rcv	saf	pts
Aug 3	UAPB	30	34	64	15.0-87	6.0-46	2	0-0	0-0	0	4	0	8-9	0	0	0	62
Sep 0	at Auburn	36	34	70	5.0-13	0.0-0	1	1-0	0-0	3	3	0	0-0	0	0	0	9
Sep 1	TROY	45	44	89	9.0-32	2.0-18	2	2-0	3-19	0	6	0	5-5	0	0	0	41
Sep 2	at Memphis	46	30	76	2.0-12	1.0-8	1	1-1	0-0	0	3	0	1-1	0	0	0	7
Sep 2	at Missouri	29	36	65	2.0-5	1.0-3	1	1-0	0-0	0	2	0	1-1	0	0	0	19
Oct 12	IDAHO	25	54	79	5.0-22	2.0-17	0	0-0	1-43	0	9	0	6-6	0	0	0	48
Oct 22	UL LAFAYETTE	42	46	88	4.0-12	2.0-10	0	0-0	1-0	0	3	0	1-1	0	0	0	7
		253	278	531	42.0-183	15.0-102	7	5-1	5-62	3	30	0	22-23	0	0	0	193
Opponents		284	255	539	53.0-193	19.0-97	6	3-37	4-50	27	20	0	23-24	1	0	0	202

		Punting									Field Goals			Kickoffs				
Date	Opponent	no.	yds	avg	long	blkd	tb	fc	50+	i20	md-att	long	blkd	no.	yds	avg	tb	ob
Aug 3	UAPB	1	39	39.0	39	0	0	1	0	0	0-0	0	0	10	604	60.4	5	1
Sep 0	at Auburn	4	179	44.8	60	0	2	0	1	1	3-3	42	0	4	259	64.8	2	0
Sep 1	TROY	8	321	40.1	63	0	1	2	2	2	0-0	0	0	8	416	52.0	2	0
Sep 2	at Memphis	8	339	42.4	58	0	1	1	1	2	0-0	0	0	2	128	64.0	0	0
Sep 2	at Missouri	4	179	44.8	53	0	1	1	2	2	4-4	44	0	6	366	61.0	2	0
Oct 12	IDAHO	4	157	39.2	47	0	0	2	0	0	2-2	38	0	9	584	64.9	3	0
Oct 22	UL LAFAYETTE	6	256	42.7	49	0	0	2	0	5	0-0	0	0	2	127	63.5	1	0
		35	1470	42.0	63	0	5	9	6	12	9-9	44	0	41	2484	60.6	15	1
Opponents		37	1595	43.1	59	0	4	6	13	9	7-10	39	0	39	2436	62.5	18	0

Arkansas State Opponent Game-by-Game (as of Oct 23, 2013)

All games

OPPONENT STATISTICS

		Rushing				Receiving				Passing				Kick Returns				Punt Returns				tot		
Date	Opponent	no.	yds	td	lg	no.	yds	td	lg	cmp	att	int	yds	td	lg	no.	yds	td	lg	no.	yds	td	lg	off
Aug 31	UAPB	31	12	0	13	13	161	0	61	13	27	0	161	0	61	4	56	0	21	0	0	0	0	173
Sep 07	at Auburn	50	301	3	29	11	167	2	68	11	19	0	167	2	68	2	57	0	33	1	2	0	2	468
Sep 12	TROY	37	110	2	19	36	504	3	58	36	58	3	504	3	58	6	71	0	35	2	19	0	16	614
Sep 21	at Memphis	45	329	3	63	17	176	1	28	17	26	0	176	1	28	2	44	0	22	4	58	0	31	505
Sep 28	at Missouri	28	239	3	45	21	256	3	68	21	30	0	256	3	68	4	90	0	28	2	10	0	13	495
Oct 12	IDAHO	38	174	2	38	15	212	1	39	15	41	1	212	1	39	6	122	0	26	1	1	0	1	386
Oct 22	UL LAFAYETTE	58	265	2	70	18	205	0	19	18	28	1	205	0	19	1	23	0	23	1	-2	0	0	470
		287	1430	15	70	131	1681	10	68	131	229	5	1681	10	68	25	463	0	35	11	88	0	31	3111
Arkansas State		280	1335	15	91	153	1721	8	80	153	229	4	1721	8	80	19	539	1	98	11	81	0	19	3056

Games played: 7
 Avg per rush: 5.0
 Avg per catch: 12.8
 Pass efficiency: 128.91
 Kick ret avg: 18.5
 Punt ret avg: 8.0
 All purpose avg/game: 530.3
 Total offense avg/gm: 444.4

Date	Opponent	Tackles				Sacks		Fumble		Pass Defense			Blkd	PAT Attempts				saf	pts
		ua	a	total	tfl-yds	no-yds	ff	fr-yds	int-yds	qbh	brup	kick	kick	rush	rcv				
Aug 3	UAPB	38	38	76	3.0-4	0.0-0	2	2-37	0-0	0	1	0	0-0	1	0	0	11	0	11
Sep 0	at Auburn	51	33	84	13.0-40	2.0-14	2	1-0	0-0	22	3	0	5-5	0	0	0	38	0	38
Sep 1	TROY	33	52	85	5.0-16	2.0-7	1	0-0	0-0	0	2	0	4-5	0	0	0	34	0	34
Sep 2	at Memphis	38	28	66	12.0-48	7.0-31	0	0-0	1-0	3	2	0	4-4	0	0	0	31	0	31
Sep 2	at Missouri	58	34	92	11.0-52	5.0-23	1	0-0	1-0	2	5	0	5-5	0	0	0	41	0	41
Oct 12	IDAHO	41	48	89	5.0-17	2.0-13	0	0-0	1-37	0	3	0	3-3	0	0	0	24	0	24
Oct 22	UL LAFAYETTE	25	22	47	4.0-16	1.0-9	0	0-0	1-13	0	4	0	2-2	0	0	0	23	0	23
Arkansas State		284	255	539	53.0-193	19.0-97	6	3-37	4-50	27	20	0	23-24	1	0	0	202	0	202
		253	278	531	42.0-183	15.0-102	7	5-1	5-62	3	30	0	22-23	0	0	0	193	0	193

		Punting									Field Goals			Kickoffs				
Date	Opponent	no.	yds	avg	long	blkd	tb	fc	50+	i20	md-att	long	blkd	no.	yds	avg	tb	ob
Aug 3	UAPB	10	416	41.6	58	0	1	3	3	3	1-1	39	0	3	195	65.0	3	0
Sep 0	at Auburn	4	166	41.5	54	0	1	1	2	0	1-1	35	0	7	453	64.7	3	0
Sep 1	TROY	5	234	46.8	55	0	1	0	2	1	0-1	0	0	6	345	57.5	2	0
Sep 2	at Memphis	4	170	42.5	53	0	0	1	1	2	1-1	23	0	6	367	61.2	2	0
Sep 2	at Missouri	3	146	48.7	59	0	0	0	1	1	0-1	0	0	7	451	64.4	6	0
Oct 12	IDAHO	9	404	44.9	56	0	1	0	3	2	1-1	28	0	5	307	61.4	0	0
Oct 22	UL LAFAYETTE	2	59	29.5	50	0	0	1	1	0	3-4	38	0	5	318	63.6	2	0
		37	1595	43.1	59	0	4	6	13	9	7-10	39	0	39	2436	62.5	18	0
Arkansas State		35	1470	42.0	63	0	5	9	6	12	9-9	44	0	41	2484	60.6	15	1

Arkansas State Passing Game-by-Game (as of Oct 23, 2013)
All games

#5 Kennedy, Adam	Comp	Att	Int	Pct	Yards	TD	Long	Sacked	Effic
UAPB	9	12	0	75.0	149	1	48	0-0	206.80
Auburn	30	42	0	71.4	284	0	40	2-14	128.23
TROY	20	34	0	58.8	282	1	55	2-7	138.20
Memphis	20	37	1	54.1	166	0	22	7-31	86.34
Missouri	37	46	1	80.4	318	1	37	5-23	141.33
Idaho	22	32	1	68.8	375	4	80	2-13	202.19
UL Lafayette	11	20	1	55.0	89	0	18	1-9	82.38
TOTALS	149	223	4	66.8	1663	7	80	19-97	136.23

#9 Knighten, Fredi	Comp	Att	Int	Pct	Yards	TD	Long	Sacked	Effic
Memphis	2	2	0	100.0	15	1	15	0-0	328.00
Missouri	0	1	0	0.0	0	0	0	0-0	0.00
TOTALS	2	3	0	66.7	15	1	15	0-0	218.67

#1B Butterfield, P.	Comp	Att	Int	Pct	Yards	TD	Long	Sacked	Effic
UAPB	1	1	0	100.0	14	0	14	0-0	217.60
TOTALS	1	1	0	100.0	14	0	14	0-0	217.60

#15 Houston, Tres	Comp	Att	Int	Pct	Yards	TD	Long	Sacked	Effic
TROY	1	1	0	100.0	29	0	29	0-0	343.60
UL Lafayette	0	1	0	0.0	0	0	0	0-0	0.00
TOTALS	1	2	0	50.0	29	0	29	0-0	171.80

Arkansas State Rushing/Receiving Game-by-Game (as of Oct 23, 2013)
All games

RUSHING	No-Yds/TD	UAPB	AU	TROY	MEM	MU	UI	UL
Oku, David RB	107-411/5	16-124/	16-48/0	21-74/2	12-45/0	19-36/0	17-69/1	6-15/0
Gordon, Michael RB	28-257/3	4-102/1	4--7/0	8-115/2	2-9/0	DNP	3-7/0	7-31/0
Thornton, S. RB	31-227/2	9-112/2	2--1/0	1-3/0	-	5-21/0	13-85/0	1-7/0
Kennedy, Adam QB	65-187/1	-	12-74/0	6-17/0	16-24/0	12-26/0	9-22/0	10-24/1
Knighten, Fredi QB	14-146/3	3-101/2	4-24/0	3-24/1	1--4/0	1--2/0	1-1/0	1-2/0
McKissic, J.D. WR	9-68/1	3-22/1	-	1-2/0	-	4-36/0	1-8/0	-
Walker, Marquis RB	11-34/0	11-34/0	DNP	DNP	DNP	DNP	DNP	DNP
Daniels, K. RB	7-21/0	7-21/0	DNP	DNP	DNP	DNP	DNP	DNP
Butterfield, P. QB	1-0/0	1-0/0	DNP	DNP	DNP	DNP	-	DNP
TEAM	7--16/0	3--7/0	DNP	3--7/0	DNP	DNP	1--2/0	DNP

RECEIVING	No-Yds/TD	UAPB	AU	TROY	MEM	MU	UI	UL
Jones, Julian WR	39-476/3	2-45/1	7-29/0	8-65/0	6-59/0	10-136/	4-135/1	2-7/0
McKissic, J.D. WR	41-359/2	2-3/0	3-57/0	1-28/0	5-23/1	15-117/	9-80/1	6-51/0
Muse, Allen WR	16-254/1	1-13/0	1-7/0	6-158/1	3-29/0	1-5/0	2-16/0	2-26/0
Griswold, D. TE	17-230/2	1-14/0	5-46/0	2-40/0	1-20/0	3-21/0	5-89/2	-
Oku, David RB	13-110/0	-	6-70/0	1-8/0	2-15/0	3--10/0	1-27/0	-
Fleming, R.J. WR	7-93/0	2-31/0	2-14/0	-	1-6/0	1-14/0	1-28/0	-
Gordon, Michael RB	4-77/0	1-48/0	1-9/0	-	2-20/0	DNP	-	-
Rains, Kenneth TE	6-66/0	1-9/0	3-36/0	-	1-13/0	1-8/0	-	-
Thornton, S. RB	5-39/0	-	1-7/0	-	-	3-27/0	-	1-5/0
Houston, Tres WR	4-21/0	-	1-9/0	3-12/0	-	DNP	-	-
Hayes, Rocky	1--4/0	-	-	-	1--4/0	-	-	-

Arkansas State Total Tackles Game-by-Game (as of Oct 23, 2013)
All games

Total Tackles	UA-A	Total	UAPB	AU	TROY	MEM	MU	UI	UL
Lee, Oushaun LB	32-35	67	4-3	3-4	6-6	4-2	4-3	4-11	7-6
Carrethers, R. DL	25-29	54	3-5	3-4	5-2	5-1	2-1	1-6	6-10
Young, Sterling DB	26-15	41	0-1	7-3	2-3	7-0	2-3	3-4	5-1
Coleman, Kyle DB	16-17	33	1-1	2-0	4-3	2-1	2-4	4-5	1-3
Humes, Chris DB	19-14	33	3-0	9-3	4-3	3-3	0-2	0-3	-
Hayes, Rocky DB	18-5	23	3-0	1-0	2-0	5-2	3-1	2-2	2-0
Tryon, Andrew DB	8-15	23	DNP	1-4	3-3	DNP	2-3	1-2	1-3
Hunter, Money DB	10-12	22	2-1	DNP	2-0	1-1	0-5	1-3	4-2
Porter, Eddie DE	4-18	22	0-1	1-0	2-6	0-5	1-2	0-3	0-1
Brown, Artez DB	12-9	21	-	2-0	1-1	1-3	4-0	0-2	4-3
Stone, Chris DE	12-8	20	3-0	2-1	1-2	-	2-0	0-2	4-3
Blackmon, D. DL	9-11	20	2-0	1-2	1-2	2-1	0-1	2-3	1-2
Woodson, Xavier LB	8-12	20	DNP	-	1-1	5-4	0-2	0-3	2-2
Draper, Amos DL	7-11	18	1-3	1-2	2-3	1-0	1-0	DNP	1-3
Jackson, F. DB	6-8	14	-	0-2	2-0	1-1	0-1	2-1	1-3
Girley, C. DB	3-10	13	0-1	0-3	0-3	2-1	0-1	1-1	-
Heath, Q. LB	3-9	12	1-1	0-2	0-3	1-2	1-0	0-1	-
Dunaway, Darius DL	4-6	10	1-4	0-1	1-0	DNP	1-0	-	1-1
Odom, Chris DE	3-6	9	0-2	0-1	0-1	1-0	-	1-1	1-1
Gandy, John DL	3-5	8	1-2	-	0-2	1-0	DNP	-	1-1
Collins, Kelsey DB	5-3	8	-	-	2-0	1-0	1-3	1-0	-
Turner, T. DB	3-4	7	2-2	-	1-0	-	0-1	0-1	DNP
Albright, L. LB	1-4	5	0-3	1-1	-	-	-	-	-
Jacobs, Ryan DB	2-3	5	-	-	-	-	1-3	1-0	-
Gordon, Michael	4-0	4	1-0	1-0	1-0	1-0	DNP	-	-
Owens, Markel DL	1-2	3	-	DNP	-	0-1	1-0	-	0-1
Barnhill, Brock DB	2-0	2	-	DNP	1-0	-	-	1-0	DNP
Williams, D. DB	2-0	2	1-0	-	-	1-0	-	-	-
Fleming, R.J.	2-0	2	1-0	-	1-0	-	-	-	-
Valgis, Raziel DB	0-2	2	0-2	DNP	DNP	DNP	DNP	DNP	DNP
Buckley, Darius LB	0-2	2	0-2	DNP	DNP	DNP	DNP	-	DNP
Rosser, Darrius DL	1-0	1	-	DNP	-	1-0	-	-	-
Hart, Jamaris DB	1-0	1	-	1-0	DNP	-	DNP	-	DNP
Eustace, Ryan	0-1	1	DNP	0-1	DNP	DNP	DNP	DNP	DNP
Muse, Allen	0-1	1	-	-	-	0-1	-	-	-
Mathieu, Jabari DE	0-1	1	DNP	DNP	DNP	0-1	DNP	DNP	DNP
Jones, Ja'Von DE	1-0	1	DNP	DNP	DNP	DNP	1-0	DNP	DNP

Arkansas State Tackle For Loss Game-by-Game (as of Oct 23, 2013)
All games

TACKLES FOR LOSS	UA-A	Total	UAPB	AU	TROY	MEM	MU	UI	UL
Stone, Chris DE	5-2	6.0	2.0-13	1.0-2	1.0-4	-	1.0-3	-	1.0-7
Carrethers, R. DL	4-2	5.0	2.0-12	-	2.0-5	-	-	1.0-8	-
Gandy, John DL	3-2	4.0	1.5-14	-	0.5-0	1.0-4	DNP	-	1.0-1
Lee, Qushaun LB	2-3	3.5	2.0-9	-	-	-	-	1.0-3	0.5-0
Blackmon, D. DL	3-0	3.0	-	-	1.0-14	-	-	2.0-10	-
Humes, Chris DB	3-0	3.0	1.0-1	1.0-5	-	1.0-8	-	-	-
Draper, Amos DL	2-2	3.0	1.0-9	-	2.0-6	-	-	DNP	-
Jackson, F. DB	2-1	2.5	-	-	1.0-1	-	-	1.0-1	0.5-1
Porter, Eddie DE	1-2	2.0	-	1.0-1	1.0-1	-	-	-	-
Odom, Chris DE	1-2	2.0	1.0-7	-	-	-	-	-	1.0-3
Heath, Q. LB	1-1	1.5	1.0-8	-	0.5-1	-	-	-	-
Dunaway, Darius DL	1-1	1.5	1.5-7	-	-	DNP	-	-	-
Young, Sterling DB	1-0	1.0	-	1.0-3	-	-	-	-	-
Hayes, Rocky DB	1-0	1.0	1.0-2	-	-	-	-	-	-
Tryon, Andrew DB	1-0	1.0	DNP	1.0-2	-	DNP	-	-	-
Owens, Markel DL	1-0	1.0	-	DNP	-	-	1.0-2	-	-
Albright, L. LB	0-1	0.5	0.5-4	-	-	-	-	-	-
Girley, C. DB	0-1	0.5	0.5-1	-	-	-	-	-	-

Arkansas State Sacks Game-by-Game (as of Oct 23, 2013)
All games

SACKS	UA-A	Total	UAPB	AU	TROY	MEM	MU	UI	UL
Carrethers, R. DL	3-1	3.5	1.5-11	-	1.0-4	-	-	1.0-8	-
Odom, Chris DE	2-1	2.5	0.5-3	-	-	-	-	1.0-0	1.0-3
Blackmon, D. DL	2-0	2.0	-	-	1.0-14	-	-	1.0-9	-
Stone, Chris DE	2-0	2.0	-	-	-	-	1.0-3	-	1.0-7
Dunaway, Darius DL	1-1	1.5	1.5-7	-	-	DNP	-	-	-
Humes, Chris DB	1-0	1.0	-	-	-	1.0-8	-	-	-
Gandy, John DL	1-0	1.0	1.0-13	-	-	-	DNP	-	-
Heath, Q. LB	1-0	1.0	1.0-8	-	-	-	-	-	-
Lee, Qushaun LB	0-1	0.5	0.5-4	-	-	-	-	-	-

Arkansas State Return Stats Game-by-Game (as of Oct 23, 2013)
All games

PUNT RETURNS	No-Yds	UAPB	AU	TROY	MEM	MU	UI	UL
McKissic, J.D.	9-73	-	-	3-26	-	1--1	5-48	-
Fleming, R.J.	2-8	2-8	-	-	-	-	-	-

KICK RETURNS	No-Yds	UAPB	AU	TROY	MEM	MU	UI	UL
McKissic, J.D.	12-366	-	2-36	2-40	3-82	1-27	2-125	2-56
Jones, Julian	4-92	-	1-25	-	-	-	2-45	1-22
Fleming, R.J.	1-56	-	-	-	-	-	1-56	-
Gordon, Michael	2-25	-	1-10	1-15	-	DNP	-	-

INT. RETURNS	No-Yds	UAPB	AU	TROY	MEM	MU	UI	UL
Hayes, Rocky	3-43	-	-	1-0	-	-	1-43	1-0
Draper, Amos	1-0	-	-	1-0	-	-	DNP	-
Jackson, F.	1-19	-	-	1-19	-	-	-	-

FUMBLE RETURNS	No-Yds	UAPB	AU	TROY	MEM	MU	UI	UL
Young, Sterling	1-1	-	-	-	1-1	-	-	-

Arkansas State All-Purpose Yards Game-by-Game (as of Oct 23, 2013)
All games

ALL-PURPOSE YARDS	Total	UAPB	AU	TROY	MEM	MU	UI	UL
McKissic, J.D.	866	25	93	96	105	179	261	107
Jones, Julian	568	45	54	65	59	136	180	29
Oku, David	521	124	118	82	60	26	96	15
Gordon, Michael	359	150	12	130	29	DNP	7	31
Thornton, S.	266	112	6	3	-	48	85	12
Muse, Allen	254	13	7	158	29	5	16	26
Griswold, D.	230	14	46	40	20	21	89	-
Kennedy, Adam	187	-	74	17	24	26	22	24
Fleming, R.J.	157	39	14	-	6	14	84	-
Knighten, Fredi	146	101	24	24	-4	-2	1	2
Rains, Kenneth	66	9	36	-	13	8	-	-
Hayes, Rocky	39	-	-	-	-4	-	43	-
Walker, Marquis	34	34	DNP	DNP	DNP	DNP	DNP	DNP
Houston, Tres	21	-	9	12	-	DNP	-	-
Daniels, K.	21	21	DNP	DNP	DNP	DNP	DNP	DNP
Jackson, F.	19	-	-	19	-	-	-	-
TEAM	-16	-7	-	-7	-	-	-2	-

Arkansas State Game Superlatives (as of Oct 23, 2013)
All games

INDIVIDUAL GAME HIGHS

Rushes	21	Oku, David vs TROY (Sep 12, 2013)
Yards Rushing	124	Oku, David vs UAPB (Aug 31, 2013)
TD Rushes	2	Knighten, Fredi vs UAPB (Aug 31, 2013)
	2	Thornton, S. vs UAPB (Aug 31, 2013)
	2	Oku, David vs UAPB (Aug 31, 2013)
	2	Oku, David vs TROY (Sep 12, 2013)
	2	Gordon, Michael vs TROY (Sep 12, 2013)
Long Rush	91	Gordon, Michael vs UAPB (Aug 31, 2013)
Pass attempts	46	Kennedy, Adam at Missouri (Sep 28, 2013)
Pass completions	37	Kennedy, Adam at Missouri (Sep 28, 2013)
Yards Passing	375	Kennedy, Adam vs Idaho (Oct 12, 2013)
TD Passes	4	Kennedy, Adam vs Idaho (Oct 12, 2013)
Long Pass	80	Kennedy, Adam vs Idaho (Oct 12, 2013)
Receptions	15	McKissic, J.D. at Missouri (Sep 28, 2013)
Yards Receiving	158	Muse, Allen vs TROY (Sep 12, 2013)
TD Receptions	2	Griswold, D. vs Idaho (Oct 12, 2013)
Long Reception	80	Jones, Julian vs Idaho (Oct 12, 2013)
Field Goals	4	Davis, Brian at Missouri (Sep 28, 2013)
Long Field Goal	44	Davis, Brian at Missouri (Sep 28, 2013)
Punts	5	Ferguson, Luke at Memphis (Sep 21, 2013)
Punting Avg	49.0	Ferguson, Luke at Auburn (Sep 07, 2013)
Long Punt	63	Ferguson, Luke vs TROY (Sep 12, 2013)
Punts inside 20	3	Jones, Paul vs UL Lafayette (Oct 22, 2013)
Long Punt Return	19	McKissic, J.D. vs Idaho (Oct 12, 2013)
Long Kickoff Return	98	McKissic, J.D. vs Idaho (Oct 12, 2013)
Tackles	16	Carrethers, R. vs UL Lafayette (Oct 22, 2013)
Sacks	1.5	Dunaway, Darius vs UAPB (Aug 31, 2013)
	1.5	Carrethers, R. vs UAPB (Aug 31, 2013)
Tackles For Loss	2.0	Stone, Chris vs UAPB (Aug 31, 2013)
	2.0	Lee, Qushaun vs UAPB (Aug 31, 2013)
	2.0	Carrethers, R. vs UAPB (Aug 31, 2013)
	2.0	Draper, Amos vs TROY (Sep 12, 2013)
	2.0	Carrethers, R. vs TROY (Sep 12, 2013)
	2.0	Blackmon, D. vs Idaho (Oct 12, 2013)
Interceptions	1	Hayes, Rocky vs TROY (Sep 12, 2013)
	1	Jackson, F. vs TROY (Sep 12, 2013)
	1	Draper, Amos vs TROY (Sep 12, 2013)
	1	Hayes, Rocky vs Idaho (Oct 12, 2013)
	1	Hayes, Rocky vs UL Lafayette (Oct 22, 2013)

Arkansas State Game Superlatives (as of Oct 23, 2013)

All games

TEAM GAME HIGHS

Rushes	57	vs UAPB (Aug 31, 2013)
Yards Rushing	509	vs UAPB (Aug 31, 2013)
Yards Per Rush	8.9	vs UAPB (Aug 31, 2013)
TD Rushes	8	vs UAPB (Aug 31, 2013)
Pass attempts	47	at Missouri (Sep 28, 2013)
Pass completions	37	at Missouri (Sep 28, 2013)
Yards Passing	375	vs Idaho (Oct 12, 2013)
Yards Per Pass	12.5	vs UAPB (Aug 31, 2013)
TD Passes	4	vs Idaho (Oct 12, 2013)
Total Plays	88	at Missouri (Sep 28, 2013)
Total Offense	672	vs UAPB (Aug 31, 2013)
Yards Per Play	9.6	vs UAPB (Aug 31, 2013)
Points	62	vs UAPB (Aug 31, 2013)
Sacks By	6	vs UAPB (Aug 31, 2013)
First Downs	26	vs TROY (Sep 12, 2013)
	26	vs Idaho (Oct 12, 2013)
Penalties	14	vs Idaho (Oct 12, 2013)
Penalty Yards	110	vs Idaho (Oct 12, 2013)
Turnovers	2	vs UAPB (Aug 31, 2013)
Interceptions By	3	vs TROY (Sep 12, 2013)
Punts	8	vs TROY (Sep 12, 2013)
	8	at Memphis (Sep 21, 2013)
Punting Avg	44.8	at Auburn (Sep 07, 2013)
	44.8	at Missouri (Sep 28, 2013)
Long Punt	63	vs TROY (Sep 12, 2013)
Punts inside 20	5	vs UL Lafayette (Oct 22, 2013)
Long Punt Return	19	vs Idaho (Oct 12, 2013)

Arkansas State Game Superlatives (as of Oct 23, 2013)

All games

OPPONENT INDIVIDUAL GAME HIGHS

Rushes	29	Harris, Alonzo, vs UL Lafayette (Oct 22, 2013)
Yards Rushing	173	WARFORD, Marqui, at Memphis (Sep 21, 2013)
TD Rushes	2	James Baker, vs Idaho (Oct 12, 2013)
	2	Harris, Alonzo, vs UL Lafayette (Oct 22, 2013)
Long Rush	70	McGuire, Elijah, vs UL Lafayette (Oct 22, 2013)
Pass attempts	51	Robinson, Corey, vs TROY (Sep 12, 2013)
Pass completions	30	Robinson, Corey, vs TROY (Sep 12, 2013)
Yards Passing	371	Robinson, Corey, vs TROY (Sep 12, 2013)
TD Passes	3	Franklin, James, at Missouri (Sep 28, 2013)
Long Pass	68	Nick Marshall, at Auburn (Sep 07, 2013)
	68	Franklin, James, at Missouri (Sep 28, 2013)
Receptions	8	Dezmon Epps, vs Idaho (Oct 12, 2013)
Yards Receiving	125	Thomas, Eric, vs TROY (Sep 12, 2013)
TD Receptions	2	Green-Beckham,, at Missouri (Sep 28, 2013)
Long Reception	68	Sammie Coates, at Auburn (Sep 07, 2013)
	68	Green-Beckham,, at Missouri (Sep 28, 2013)
Field Goals	3	Brauchle, S., vs UL Lafayette (Oct 22, 2013)
Long Field Goal	39	Strickland, vs UAPB (Aug 31, 2013)
Punts	10	Strickland, vs UAPB (Aug 31, 2013)
Punting Avg	48.7	Brinser, Christ, at Missouri (Sep 28, 2013)
Long Punt	59	Brinser, Christ, at Missouri (Sep 28, 2013)
Punts inside 20	3	Strickland, vs UAPB (Aug 31, 2013)
Long Punt Return	31	MALONE, Keiwone, at Memphis (Sep 21, 2013)
Long Kickoff Return	35	Van Hooser, W., vs TROY (Sep 12, 2013)
Tackles	17	Wilson, Andrew, at Missouri (Sep 28, 2013)
Sacks	3.0	Sam, Michael, at Missouri (Sep 28, 2013)
Tackles For Loss	4.5	IFEDI, Martin, at Memphis (Sep 21, 2013)
Interceptions	1	McCAIN, Bobby, at Memphis (Sep 21, 2013)
	1	Gaines, E.J., at Missouri (Sep 28, 2013)
	1	Trey Williams, vs Idaho (Oct 12, 2013)
	1	Thomas, Sean, vs UL Lafayette (Oct 22, 2013)

Arkansas State Game Superlatives (as of Oct 23, 2013)

All games

OPPONENT TEAM GAME HIGHS

Rushes	58	vs UL Lafayette (Oct 22, 2013)
Yards Rushing	329	at Memphis (Sep 21, 2013)
Yards Per Rush	8.5	at Missouri (Sep 28, 2013)
TD Rushes	3	at Auburn (Sep 07, 2013)
	3	at Memphis (Sep 21, 2013)
	3	at Missouri (Sep 28, 2013)
Pass attempts	58	vs TROY (Sep 12, 2013)
Pass completions	36	vs TROY (Sep 12, 2013)
Yards Passing	504	vs TROY (Sep 12, 2013)
Yards Per Pass	8.8	at Auburn (Sep 07, 2013)
TD Passes	3	vs TROY (Sep 12, 2013)
	3	at Missouri (Sep 28, 2013)
Total Plays	95	vs TROY (Sep 12, 2013)
Total Offense	614	vs TROY (Sep 12, 2013)
Yards Per Play	8.5	at Missouri (Sep 28, 2013)
Points	41	at Missouri (Sep 28, 2013)
Sacks By	7	at Memphis (Sep 21, 2013)
First Downs	30	vs TROY (Sep 12, 2013)
Penalties	9	at Auburn (Sep 07, 2013)
Penalty Yards	91	at Auburn (Sep 07, 2013)
Turnovers	5	vs TROY (Sep 12, 2013)
Interceptions By	1	at Memphis (Sep 21, 2013)
	1	at Missouri (Sep 28, 2013)
	1	vs Idaho (Oct 12, 2013)
	1	vs UL Lafayette (Oct 22, 2013)
Punts	10	vs UAPB (Aug 31, 2013)
Punting Avg	48.7	at Missouri (Sep 28, 2013)
Long Punt	59	at Missouri (Sep 28, 2013)
Punts inside 20	3	vs UAPB (Aug 31, 2013)
Long Punt Return	31	at Memphis (Sep 21, 2013)

NCAA Statistics

Arkansas St. - 2013-14 Football Ranking Summary thru games 10/26/2013

Statistic	National Rank	Conference Rank	Value	National Leader	Value	Conference Leader	Value
3rd Down Conversion Pct (123 ranked)	31	2	0.472	Louisville	0.634	La.-Lafayette	0.515
3rd Down Conversion Pct Defense (123 ranked)	87	6	0.421	Louisville	0.253	La.-Monroe	0.333
4th Down Conversion Pct (122 ranked)	122	7	0.000	Florida St.	1.000	Troy	0.667
4th Down Conversion Pct Defense (122 ranked)	42	5	0.455	4 teams tied	0.000	La.-Monroe	0.000
Blocked Kicks (21 ranked)				Rice Minnesota Kansas St.	4 4 4	South Ala. Western Ky.	2 2
Blocked Kicks Allowed (1 ranked)	1	1	0	49 teams tied	0	Arkansas St. La.-Lafayette Western Ky.	0 0 0
Blocked Punts (9 ranked)				Georgia Tech	3	South Ala. Western Ky.	1 1
Blocked Punts Allowed (1 ranked)	1	1	0	90 teams tied	0	6 teams tied	0
Completion Percentage (123 ranked)	16	3	0.668	East Carolina	0.737	Troy	0.691
Fewest Penalties Per Game (123 ranked)	103	6	7.14	Navy	3.14	La.-Monroe	5.25
Fewest Penalty Yards Per Game (123 ranked)	91	5	58.86	Navy	26.43	La.-Monroe	41.75
First Downs Defense (123 ranked)	56	5	152	Michigan St. Louisville	102 102	La.-Lafayette	132
First Downs Offense (123 ranked)	79	5	153	Texas A&M	237	Western Ky.	200
Fumbles Lost (122 ranked)	14	1	3	Florida St. Virginia Tech Mississippi St.	1 1 1	Arkansas St. La.-Lafayette South Ala.	3 3 3
Fumbles Recovered (115 ranked)	64	3	5	North Texas	14	La.-Lafayette	8
Kickoff Return Defense (123 ranked)	19	3	18.52	Vanderbilt	13.92	La.-Monroe	15.64
Kickoff Returns (123 ranked)	4	1	28.37	Miami (FL)	29.62	Arkansas St.	28.37
Net Punting (123 ranked)	73	4	36.63	Memphis	43.93	Troy	40.08
Pass Sacks Allowed (123 ranked)	96	7	2.71	Toledo Northern Ill.	0.50 0.50	Texas St.	1.50
Passes Had Intercepted (123 ranked)	11	1	4	New Mexico	1	Arkansas St.	4
Passes Intercepted (121 ranked)	94	6	5	Virginia Tech	17	Texas St.	10
Passing Offense (123 ranked)	58	4	245.9	Oregon St.	420.8	Troy	325.0
Passing Yards Allowed (123 ranked)	79	4	240.1	Florida St.	153.7	Western Ky.	187.1
Passing Yards per Completion (123 ranked)	93	5	11.25	Baylor	19.60	South Ala.	13.38
Punt Return Defense (123 ranked)	66	3	8.00	Houston	-0.63	Troy	5.92
Punt Returns (123 ranked)	73	4	7.36	Kansas St.	21.71	Texas St.	12.00
Red Zone Defense (123 ranked)	37	2	0.771	Baylor	0.550	La.-Monroe	0.731
Red Zone Offense (123 ranked)	23	1	0.889	Florida St.	0.974	Arkansas St.	0.889
Rushing Defense (123 ranked)	100	7	204.3	Michigan St.	54.9	Texas St.	101.4
Rushing Offense (123 ranked)	45	4	190.7	Army	340.1	La.-Lafayette	229.3
Scoring Defense (123 ranked)	72	5	28.9	Alabama	9.8	Texas St.	23.6
Scoring Offense (123 ranked)	78	5	27.6	Baylor	63.9	La.-Lafayette	36.3
Tackles for Loss Allowed (123 ranked)	113	7	7.64	Stanford	3.00	La.-Lafayette	4.00
Team Pass Sacks (123 ranked)	60	3	2.00	Clemson	3.63	South Ala.	2.57
Team Passing Efficiency (123 ranked)	51	3	137.98	Baylor	207.12	Troy	155.64
Team Passing Efficiency Defense (123 ranked)	68	5	128.91	Virginia Tech	86.52	La.-Monroe	117.25
Team Tackles for Loss (123 ranked)	60	3	6.0	Baylor	9.1	South Ala.	6.3
Time of Possession (123 ranked)	93	7	28:19	Florida	35:57	Texas St.	33:23
Total Defense (123 ranked)	96	6	444.4	Michigan St.	215.5	Western Ky.	355.9
Total Offense (123 ranked)	49	5	436.6	Baylor	718.4	Western Ky.	480.6
Turnover Margin (123 ranked)	37	3	0.4	Houston	2.9	La.-Lafayette	1.3
Turnovers Gained (121 ranked)	94	5	10	Houston	27	La.-Lafayette Texas St.	17 17
Turnovers Lost (123 ranked)	6	1	7	Bowling Green	5	Arkansas St.	7

Statistic	Player	National Rank	Conference Rank	Value	National Leader	Value	Conference Leader	Value
All Purpose (250 ranked)	J.D. McKissic Julian Jones David Oku	40 186 219	2 7 11	123.71 81.14 74.43	Antonio Andrews, Western Ky.	237.75	Antonio Andrews, Western Ky.	237.75
Completion Percentage (100 ranked)	Adam Kennedy	22	3	0.668	Shane Carden, East Carolina	0.745	Corey Robinson, Troy	0.704
Completions Per Game (135 ranked)	Adam Kennedy	21	3	21.29	Derek Carr, Fresno St.	35.86	Corey Robinson, Troy	23.50
Field Goal Percentage (99 ranked)	Brian Davis	1	1	1.000	13 players tied	1.000	Brian Davis, Arkansas St.	1.000
Field Goals Per Game (126 ranked)	Brian Davis	36	2	1.3	Zane Gonzalez, Arizona St.	2.1	Garrett Schwettman, Western Ky.	1.4
Forced Fumbles (65 ranked)	Qushaun Lee	32	5	0.29	Chidera Uzo-Diribe, Colorado	0.71	Jonathan Dowling, Western Ky.	0.50
Fumbles Recovered (164 ranked)	Artez Brown Kyle Coleman Eddie Porter Sirgregory Thornton Sterling Young	164 164 164 164 164	5 5 5 5 5	0.14 0.14 0.14 0.14 0.14	Jeremiah McKinnon, FIU	1.00	D.J. Yendrey, Texas St.	0.33
Interceptions (243 ranked)	Rocky Hayes Amos Draper Frankie Jackson	26 210 243	2 11 12	0.4 0.2 0.1	5 players tied	0.6	Isaiah Newsome, La.-Monroe	0.5
Kickoff Return TDs (4 ranked)	J.D. McKissic	4	2	1	Brandon Smith, Texas St. Autrey Golden, UTEP Ty Montgomery, Stanford	2 2 2	Brandon Smith, Texas St.	2
Kickoff Returns (101 ranked)	J.D. McKissic	6	1	30.5	Christian Jones, Alabama	32.7	J.D. McKissic, Arkansas St.	30.5
Pass Sacks (67 ranked)					Vic Beasley, Clemson Michael Sam, Missouri Martin Ifedi, Memphis	1.3 1.3 1.3	Xavius Boyd, Western Ky.	0.8
Passes Defended (33 ranked)	Rocky Hayes	26	1	1.3	Tim Bennett, Indiana	2.4	Rocky Hayes, Arkansas St.	1.3
Passing Efficiency (114 ranked)	Adam Kennedy	57	4	136.2	Bryce Petty, Baylor	219.0	Corey Robinson, Troy	153.3
Passing TDs (121 ranked)	Adam Kennedy	92	6	7	Sean Mannion, Oregon St.	30	Corey Robinson, Troy	16
Passing Yards (135 ranked)	Adam Kennedy	46	3	1,663	Sean Mannion, Oregon St.	3,263	Corey Robinson, Troy	2,195
Passing Yards Per Game (135 ranked)	Adam Kennedy	41	3	237.6	Sean Mannion, Oregon St.	407.9	Corey Robinson, Troy	274.4
Passing Yards per Completion (114 ranked)	Adam Kennedy	85	5	11.16	Bryce Petty, Baylor	20.11	Terrence Broadway, La.-Lafayette	13.28
Points Responsible For (299 ranked)	Brian Davis Adam Kennedy	214 217	11 12	49 48	Sean Mannion, Oregon St.	184	Ross Metheny, South Ala.	106
Points Responsible For Per Game (196 ranked)	Brian Davis Adam Kennedy	188 196	9 10	7.0 6.9	Sean Mannion, Oregon St.	23.3	Ross Metheny, South Ala.	15.4
Punt Return TDs (6 ranked)					5 players tied	2	Terrance Timmons, South Ala. Rashon Ceaser, La.-Monroe	1 1
Punt Returns (67 ranked)	J.D. McKissic	36	2	8.1	Kevonte Martin-Manley, Iowa	24.2	Andy Erickson, Texas St.	12.0
Punting (94 ranked)					Zac Murphy, Miami (OH)	48.1	Justin Manton, La.-Monroe	45.9
Receiving TDs (133 ranked)	Julian Jones	133	6	3	Davante Adams, Fresno St. Brandin Cooks, Oregon St.	13 13	Eric Thomas, Troy	10
Receiving Yards (400 ranked)	Julian Jones J.D. McKissic Allen Muse Darion Griswold	99 169 285 321	4 10 18 21	476 359 254 230	Brandin Cooks, Oregon St.	1,256	Eric Thomas, Troy	667
Receiving Yards Per Game (399 ranked)	Julian Jones J.D. McKissic Allen Muse Darion Griswold	76 151 260 295	3 9 18 21	68.0 51.3 36.3 32.9	Brandin Cooks, Oregon St.	157.0	Eric Thomas, Troy	83.4
Receptions Per Game (398 ranked)	J.D. McKissic Julian Jones Darion Griswold Allen Muse	41 51 326 359	1 2 21 26	5.9 5.6 2.4 2.3	Brandin Cooks, Oregon St.	10.6	J.D. McKissic, Arkansas St.	5.9
Rushing TDs (133 ranked)	David Oku	93	7	5	8 players tied	12	Antonio Andrews, Western Ky.	11
Rushing Yards (298 ranked)	David Oku Michael Gordon Sirgregory Thornton	125 237 274	7 14 18	411 257 227	Antonio Andrews, Western Ky.	1,180	Antonio Andrews, Western Ky.	1,180
Rushing Yards Per Game (298 ranked)	David Oku Michael Gordon Sirgregory Thornton Adam Kennedy	107 184 250 288	5 11 16 18	58.7 42.8 32.4 26.7	Ka'Deem Carey, Arizona	153.3	Antonio Andrews, Western Ky.	147.5
Scoring (237 ranked)	Brian Davis	94	6	7.0	Marion Grice, Arizona St.	15.4	Antonio Andrews, Western Ky.	8.3
Solo Tackles (61 ranked)					Tyler Matakevich, Temple	10.3	Justin Anderson, La.-Lafayette	6.1
Tackles For Loss (31 ranked)					Michael Sam, Missouri	2.0	Xavius Boyd, Western Ky.	1.6
Total Offense (300 ranked)	Adam Kennedy David Oku	34 232	3 14	264.3 58.7	Garrett Gilbert, SMU	408.3	Ross Metheny, South Ala.	267.3
Total Tackles (389 ranked)	Qushaun Lee Ryan Carrethers Sterling Young	23 104 312	2 5 17	9.6 7.7 5.9	Keith Smith, San Jose St.	14.4	Justin Anderson, La.-Lafayette	10.1